



**First  
Communion**

**Confirmation**



©LPI

**1<sup>st</sup> Level / 1<sup>st</sup> Year**

**Parish WhatsApp # [786-309-3387](https://www.whatsapp.com/channel/002997641117863093387) (only message. no calls)**

**Parish E-Mail: [Miguel.ruiz@guadalupeboral.org](mailto:Miguel.ruiz@guadalupeboral.org)**

**Parish Website: [www.guadalupeboral.info](http://www.guadalupeboral.info)**

**Mark your Attendance**

**<https://guadalupeboral.info/open-house/>**

**Welcome to the  
2024-2025  
Catechetical Year**

**Open House  
For FC1 & CONF1**



## Parent's **Handbook**

Click over the picture to download it or read it directly from this page



# Parent's **Handbook**


**Por favor leerlo**

**Please read it.**

<http://guadalupe.doral.info/forparents/parent-handbook/>

# Mass Attendance

# LOG



## Asistencia a Misa

- **Obligatoria porque Jesús lo manda en el 3er Mandamiento**
- **Mass Attendance: Mandatory because Jesus says so in the 3rd Commandment.**
  - a. Keep holy the Lord's day is the 3<sup>rd</sup> Commandment
  - b. We must attend Mass every Sunday.
  - c. We must attend Mass in Person
    - a. In our Parish of Guadalupe
    - b. Or in any Catholic Parish

## MASS ATTENDANCE LOG

Watch this Video/Vean este Video

<https://guadalupeoral.info/mass-attendance-log/>

You will get these messages every week through your Google Classroom  
Recibirán estos mensajes semanalmente en Google Classroom

# First Mass and Blessing for all our Students



**SATURDAY**  
**09/07**

5:30 pm

English

7:00 pm

Español

**SUNDAY**  
**09/08**

8:30 am

English

10:00 am

Español

11:45 am

English

1:30 pm

Español

7:00 pm

Español

# Class Attendance

1) Deben asistir a todas las clases

We must take our children to class.

2) **MAXIMUM OF ABSENCES:** Se puede faltar hasta 4 veces

They may be absent up to 4 times in a year

3) **EXCUSE ABSENCE:** Se debe enviar por e-mail el justificativo de la inasistencia. Se debe notificar al catequista y a la Oficina de la Parroquia. You must send via e-mail a Justification Note to your catechist and to the Office of Catechesis ([ccd@guadalupeboral.org](mailto:ccd@guadalupeboral.org)) & (your catechist e-mail)

4) **NO LATE ARRIVAL:** LOS NINOS DEBEN ESTAR SENTADOS AL MOMENTO DE COMENZAR, LA CLASE, Si llegan tarde no podrán ingresar al salón. STUDENTS MUST BE AT THEIR DESK ON TIME, if they arrive late, they will NOT be able to enter in the classroom



# Google Classroom

- We will use the Google Classroom as a method of communication. Please log to your Google Classroom account every Friday or Saturday to see any news
- Usaremos Google Classroom como metodo de comunicacion. Por favor visiten su cuenta de Google Classroom todos los Viernes o Sabados para ver si hay alguna noticia

## GOOGLE CLASSROOM

- 1) Login with your parish email / Haga login con el e-mail de la parroquia
  - a. Username:  
[name.lastname@guadalupedoral.org](mailto:name.lastname@guadalupedoral.org)
  - b. Password: \*\*\*\*\* (the one you selected – el que uds. seleccionaron)
- a. The email account and the google classroom account have the same password / El Email de la parroquia y el google classroom tiene el mismo password

The screenshot shows a Google Classroom interface for a class titled "Our Lady Of Guadalupe". The header includes the class name in a large, elegant font, a "Customize" button, and the class code "1-CONF1-6th-7th-YdlerNino-SUN" with the schedule "Sundays 815 AM- 930 AM". Below the header, there are several interactive elements: a "Meet" section with a "Generate link" button, an "Announce something to your class" section with a refresh icon, a "Class code" section displaying "evhfc4" with a copy icon, and an "Upcoming" section showing "No work due soon" with a "View all" button. On the right side, there is a "Stream" section with a "Stream settings" button and a description: "This is where you can talk to your class. Use the stream to share announcements, post assignments, and respond to student questions." The background features a decorative banner with the text "Confirmation" and a stylized figure.

<https://classroom.google.com/u/0/h>

# Calendario / Calendar

- The Official Calendar is posted in our website
- <http://guadalupeoral.info/calendar/> and download the Calendar

Office of Catechesis-Our Lady of Guadalupe Church

Today September 2017

Sun	Mon	Tue	Wed	Thu	Fri	Sat
27	28	29	30	31	Sep 1	2
3	4 Labor Day	5	6	7	8	9
10 8:30am OPEN HOUSE 10am OPEN HOUSE	11	12 6:30am OPEN HOUSE 8am OPEN HOUSE -	13 6:30am OPEN HOUSE 8am OPEN HOUSE -	14	15	16
17 8:30am DAHS Classes 10am DAHS CCD Cla	18 7pm First Day of RC	19 4pm CCD Classes in 5:30pm Classes de C	20 4pm CCD Classes in 5:30pm Classes de C	21	22	23
24 8:30am DAHS Classes 10am DAHS CCD Cla	25 7pm RCIA Classes in	26 4pm CCD Classes in 5:30pm Classes de C	27 4pm CCD Classes in 5:30pm Classes de C	28	29	30

Events shown in time zone: Eastern Time

From your cellphone subscribe to our calendar by clicking over the **+Google Calendar Icon** that is at the bottom right corner of the online calendar and follow the instructions. You might need to download the Google Calendar application.

*Desde su celular suscríbese a nuestro calendario haciendo click sobre el **+Google Calendar** que está en la esquina inferior derecha del calendario electrónico y siga las instrucciones. Tal vez tenga que bajar la aplicación Google Calendar.*

**2024-2025  
CCD Calendar**

# Material/ School Supplies

## For elementary school students

- 1- A composition notebook
- 2- Pencil case, zippered
- 3- A box of Crayons
- 4- Pair of blunt scissors
- 5- A sharpened pencil and an erase
- 6 A jumbo glue stick
- 7- 1 reams of paper - A DONATION (if you can)**



## For middle and high school students & RCIA

1. A composition notebook
2. A sharpened pencil, a pen, and an eraser
- 3. 1 reams of paper - A DONATION (if you can)**





# Uniform

1. Blue, Kaki or Jeans pants or skirts
2. Our Lady of Guadalupe T-Shirt
3. ID Tag



# Classes of Formation for Parents

- This year we will provide Classes of Catholic Formation for Parents.
- Classes will be given at the same time than the kids' classes.

Este año brindaremos Clases de Formación Católica para Padres.

- Las clases se darán al mismo tiempo que las clases de los niños.



**We will notify you as soon as we have the schedule**

# First day of Classes for kids and parents

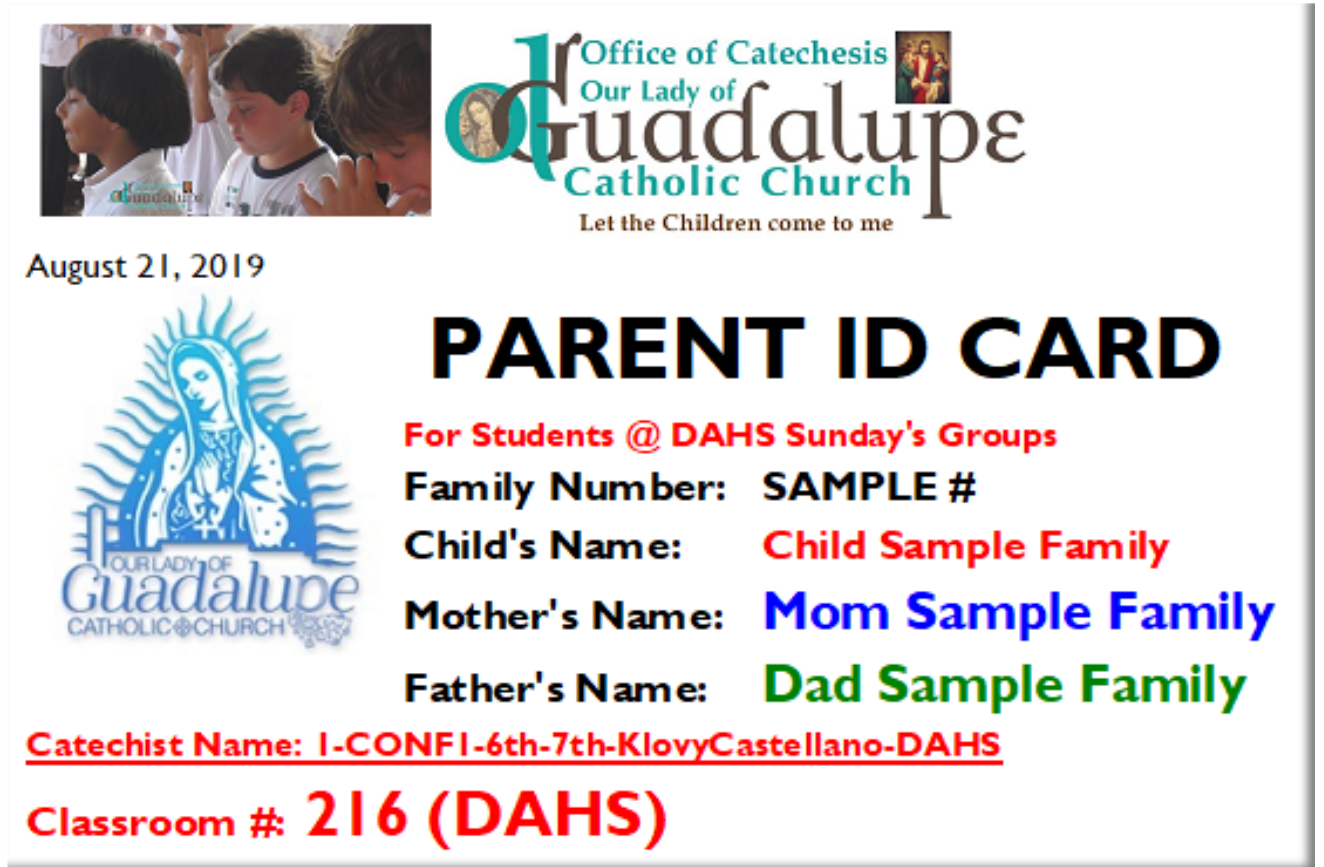
- CCD/RCIA First day of Classes & Locations in Our Lady of Guadalupe Church

**The First Day at least one Adult must stay with the Students (1<sup>st</sup> grade to 12<sup>th</sup> grade)**

1. **SUNDAY** for all Students (Kids & Teens) enrolled in Classes at Doral Academy High School ([11100 NW 27th St, Doral, FL 33172](#))
  - \* Communion Students (FC1 & FC2): September 15th
  - \* Confirmation Students (CONF1 & CONF2): September 15th
  - \* Special Need & Baptism: September 22nd
2. **MONDAY** for all Students enrolled in Classes at Shelton Academy ([9455 NW 40th Street Rd, Doral, FL 33178](#))
  - \* Communion Students (FC1) Students: September 16th
3. **MONDAY** for all Students (Young Adults & Adults) enrolled in RCIA Classes at Parish Hall ([11691 NW 25th Street, Doral, 33172](#))
  - \* Young Adults Candidates: September 16th
  - \* Adults Candidates: September 16th
4. **TUESDAY** for all Students enrolled in Classes at Shelton Academy ([9455 NW 40th Street Rd, Doral, FL 33178](#))
  - \* Communion Students (FC1): September 17th
  - \* Confirmation Students (CONF1): September 17th
5. **WEDNESDAY** for all Students enrolled in Classes at Shelton Academy ([9455 NW 40th Street Rd, Doral, FL 33178](#))
  - \* Communion Students (FC2): September 18th
  - \* Confirmation Students (CONF2): September 18th

# Pick up ID & Barcode for DAHS

- **For Students @ DAHS**  
(We will send it via email, so you show it to your catechist at the moment of picking up your child from the classroom.)



Office of Catechesis  
Our Lady of  
**Guadalupe**  
Catholic Church  
Let the Children come to me

August 21, 2019

**PARENT ID CARD**

**For Students @ DAHS Sunday's Groups**

Family Number: **SAMPLE #**

Child's Name: **Child Sample Family**

Mother's Name: **Mom Sample Family**

Father's Name: **Dad Sample Family**

Catechist Name: I-CONF1-6th-7th-KlovyCastellano-DAHS

**Classroom #: 216 (DAHS)**

# Pick up Barcode for Shelton Academy

- **For Students @ Shelton Academy (We will provide you with a printed copy on the first day of class)**



4:15 PM - MsM.  
Brime (#123)



**CCD Tuesday**

**Name and Last Name of the Stu-**

Valid for Period: 2022 / 2023

Pickup **5:20pm - 5:40pm**

# Drop off and Pick up AT DORAL ACADEMY HIGH SCHOOL on Sundays

1. Please do not drop students in the Street (at 27<sup>th</sup>). It is prohibited for safety reasons. / *Por favor no deje a sus hijos en la Calle (27<sup>th</sup>). Está prohibido por seguridad.*
2. You must take your child to the classroom. / *Ud. Debe dejar a su hijo en el salón.*
3. You **MUST** pick up your child from the Classroom / *Ud. DEBE recoger a su hijo del salón*
4. Only 6<sup>th</sup> graders and older with the Written Parents Consent may leave the classroom by themselves, but cannot leave the school, you need to pick them up. / *Solo jóvenes en 6to grado para arriba pueden salir del salón solos, siempre que tengamos su Permiso por escrito, pero ellos no pueden irse de la escuela solos, uds. deben recogerlos. (YOU WILL RECEIVE IT IN YOUR GOOGLE CLASSROOM)*
5. Please be kind and keep calm during the drop off and pick up time. / *Por favor sea amable y mantenga la paciencia durante la entrada y salida.*





# Drop Off Pick Up Map

ENTER HERE

EXIT HERE

EXIT HERE

THIS WAY

CLOSED

STUDENT  
DROP OFF  
ZONE

THIS WAY  
OUT

THIS WAY

THIS WAY

THIS WAY

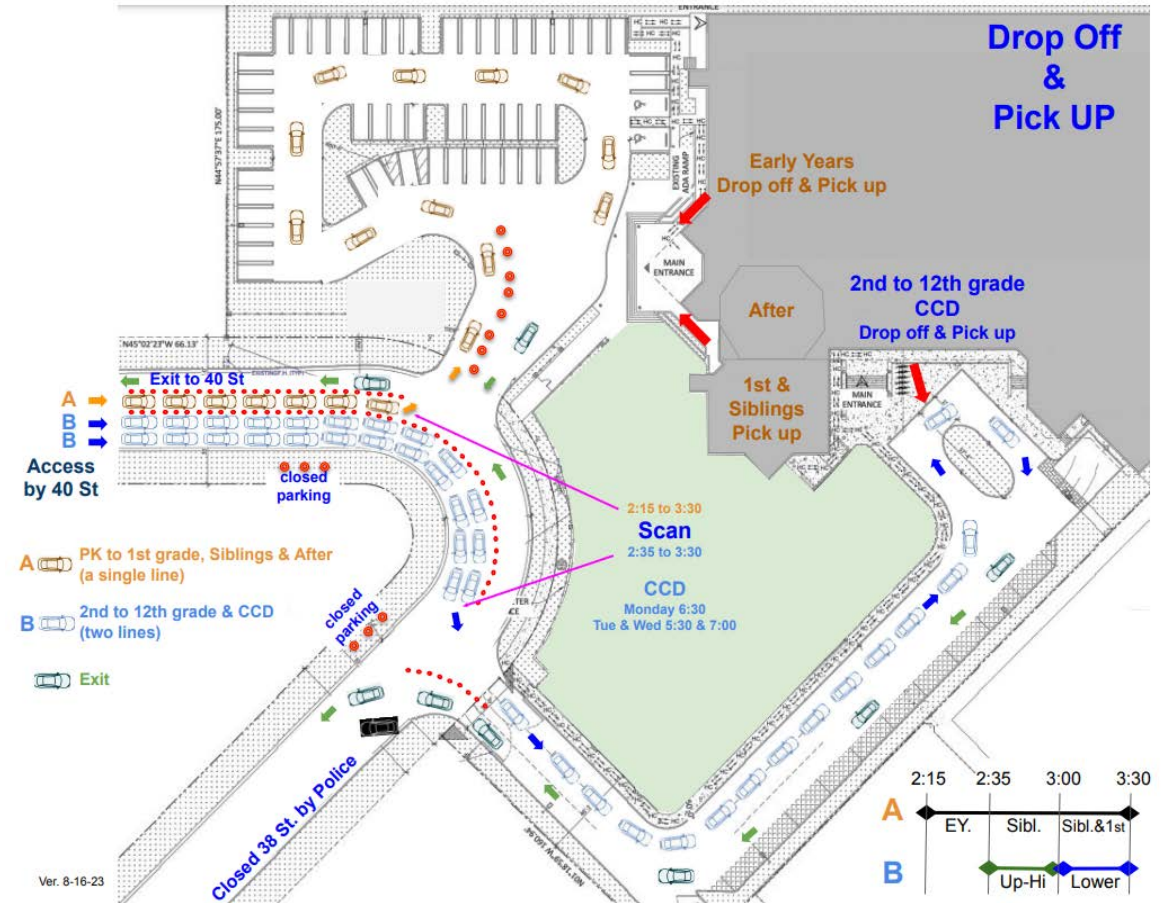
PICK-UP

**Pick Up Entrance**  
For the safety of your child, remember you **MUST PICK UP** your child from his/her classroom.  
**Please access to the school this from a lateral door that is located next to the Sport Field and walk directly to your child's classroom.**

Office of Catechesis  
Our Lady of Guadalupe  
Catholic Church  
Let the Children come to me  
**WeekEnd CCD Classes**  
At Doral Academy High School  
11100 NW 27 Street, Doral, FL 33172

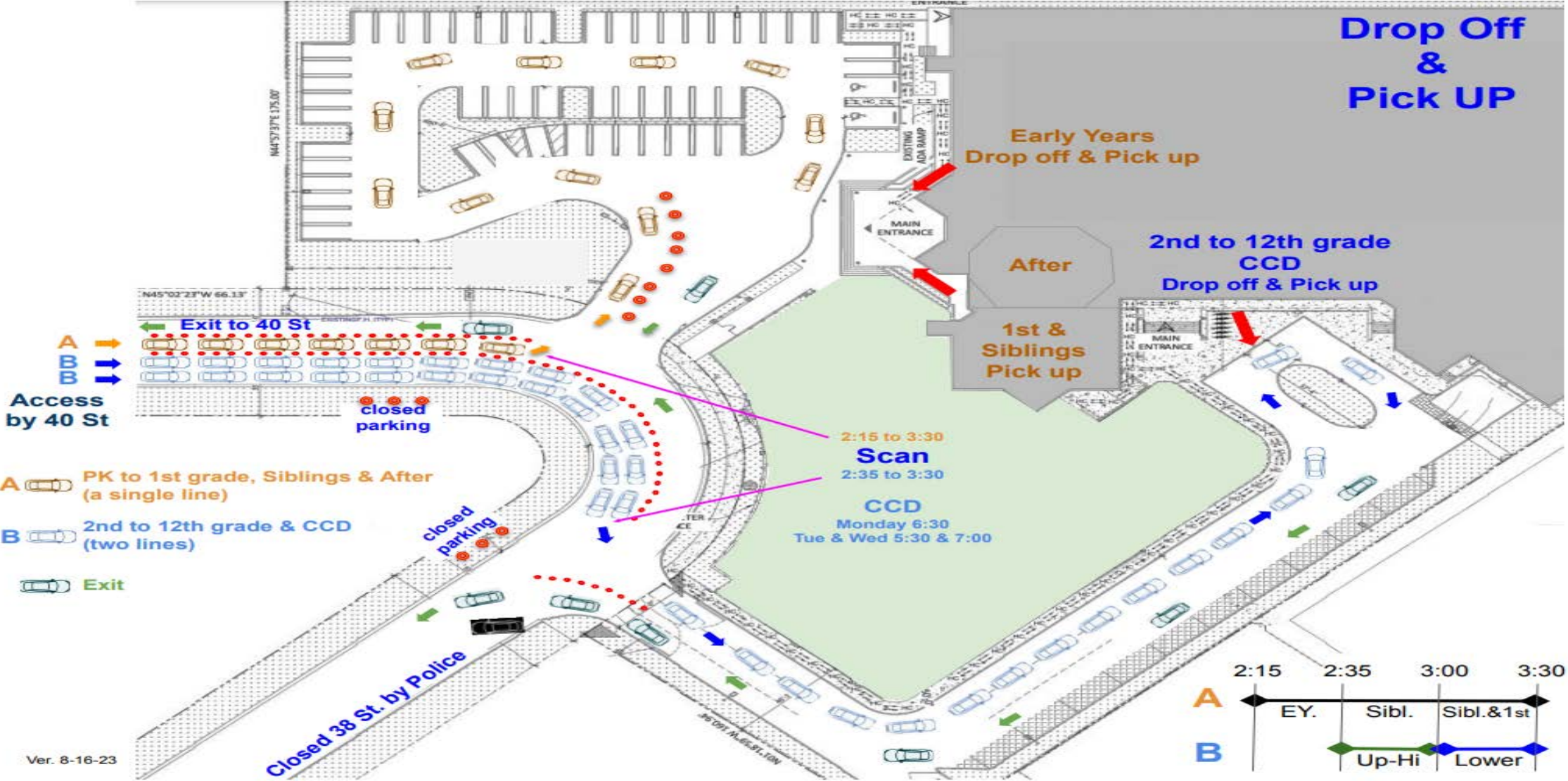
# Drop off and Pick up AT SHELTON ACADEMY on Tuesdays and Wednesday

1. **Drop off** your child at the Designated Drop OFF Area (See map). Do not leave the child on the left side or back of the school. A volunteer or a staff member will open the door of your car and help your child go to his/her class.
2. **For pick up**. Do NOT get out of your car to pick up your child. All children must be picked up in a VEHICLE. Your children will NOT be dismissed at the Welcome Center.
3. Please **DO NOT PARK** in the middle of the street.... Please **HELP US** to keep the traffic flowing.
4. You **MUST** display the **DECAL** with the Pre-printed barcode on the **RIGHT SIDE** of your dashboard.
5. Do NOT use your cellphone while dropping off or picking up your kid(s).
6. The speed limit is **5 mph**.
7. **Please be kind and keep calm during the drop off and pick up time.**
  - *Por favor sea amable y mantenga la paciencia durante la entrada y salida.*

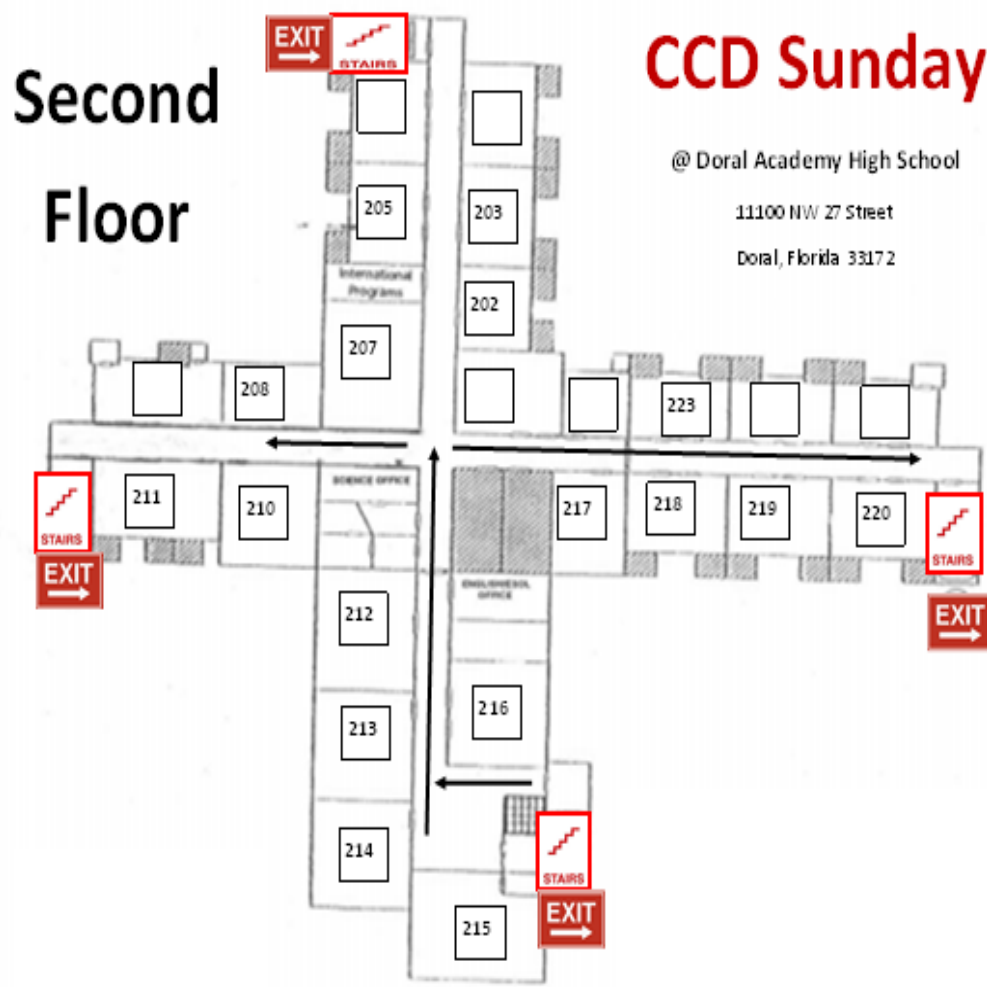
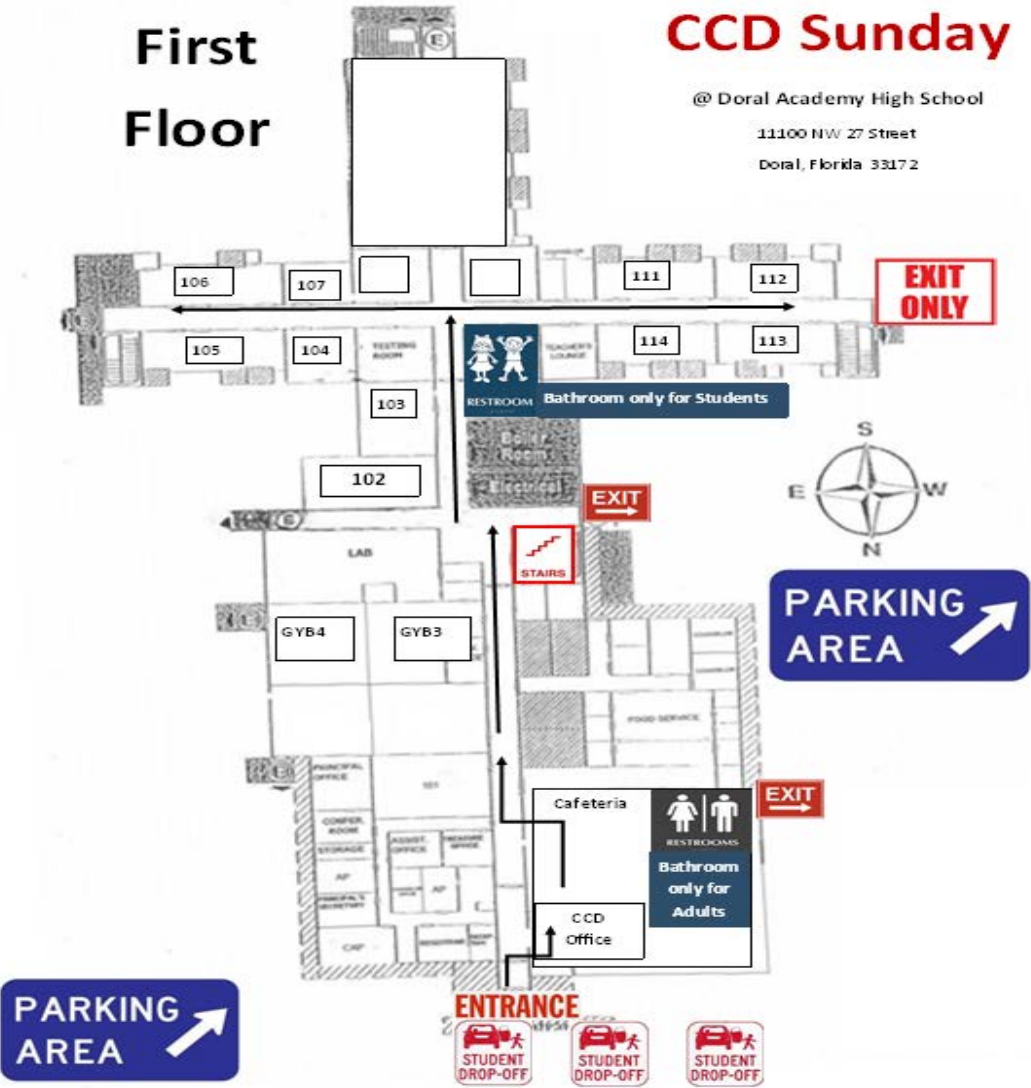




# Drop off and Pick up AT SHELTON ACADEMY on Tuesdays and Wednesday

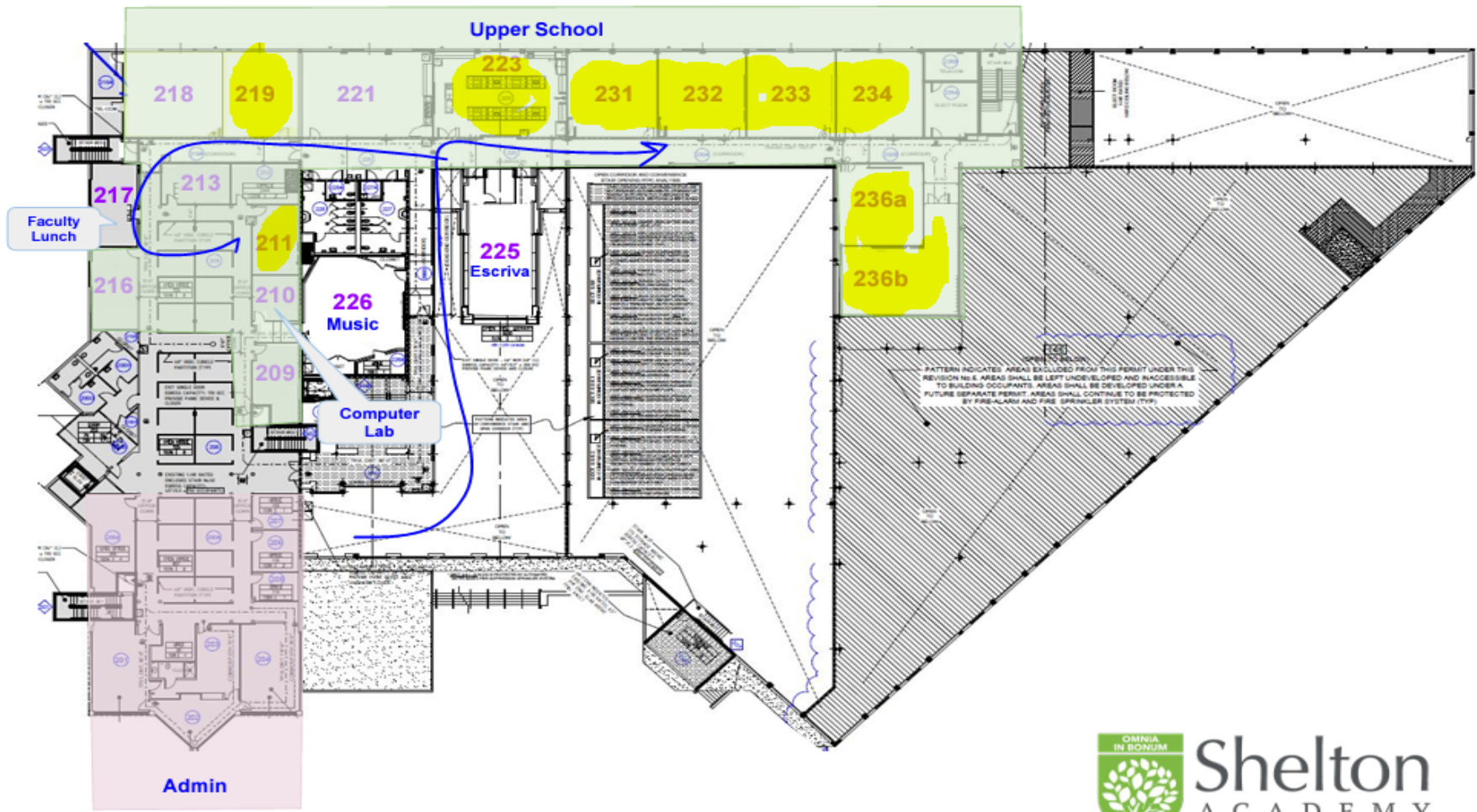


# Classrooms @ DAHS



# Classrooms @ Shelton

## 2nd floor





## **Virtus Classes. Please read the following and the booklet that is in the bag**

<https://guadalupe.doral.info/teaching-touching-safety/>

Our Lady of Guadalupe is dedicated to teach the Catholic Faith to the children of our parish. Additionally the Religious Education Department is charged with presenting the “Teaching Touching Safety” program to our students. This program is part of the Archdiocese of Miami’s ongoing effort to help create and maintain safe environments for children. The following is a summary of this year program.

### **Lesson 7:**

**Principle:** Educating children about Internet Safety. Specifically: 1) Some Do’s and Don’ts of interacting with people on the Internet, and 2) The importance of protecting yourself and your personal information while using the Internet.

**Catechism:** Man is obliged to follow the moral law, which urges him “to do what is good and avoid what is evil” (cf. GS 16). This law makes itself heard in his conscience. #1713

**Goal:** To assist children and young people in recognizing the risks of providing personal information to anyone on the Internet and to help them realize how hard it is to know who someone really is when the only avenue of communication is the Internet.

**Objectives:** To teach children and young people safety rules for the Internet and to raise their awareness about the ways adults can use the Internet to confuse and “trick” them into believing things that are not true. The goal for this lesson is not to teach everything about Internet safety but to concentrate on two specific areas: 1) keeping personal information private, and 2) realizing that there is no way to really know who is talking with you on the Internet. The specific learning goals are: Children and young people can learn when to give personal information to an adult and when to keep it private. Children and young people should never give private information to someone they don’t know or can’t see, such as people who might contact them through the Internet.

- **Lección 7:**

- **Principio:** Educar a los niños sobre la Seguridad en Internet. Específicamente: 1) Qué cosas se deben hacer y qué cosas no se deben hacer al interactuar con personas por Internet, y 2) La importancia de protegerse a sí mismo y de proteger tu información personal mientras usas Internet.
- **Catecismo:** El hombre tiene la obligación de cumplir con las leyes morales y ello lo obliga a "hacer el bien y evitar el mal" (cf. GS 16). Esta ley se hace oír en la propia conciencia. #1713
- **Meta:** Ayudar a los niños y a los jóvenes a reconocer los riesgos de proporcionar información personal a personas por Internet y ayudarlos a admitir lo difícil que es saber quién es realmente una persona cuando la única vía de comunicación es la Internet.
- **Objetivos:** Enseñar a los niños y jóvenes las normas de seguridad en Internet y concientizarlos sobre las formas en que los adultos pueden usar Internet para confundirlos, "engañarlos" y hacerles creer cosas que no son ciertas. El objetivo de esta lección no es enseñar todo sobre la seguridad en Internet, sino concentrarse en dos áreas específicas: 1) preservar la información personal, y 2) darse cuenta que no existe forma de saber verdaderamente quién está hablando contigo por Internet. Los objetivos específicos de aprendizaje son los siguientes: ☐ Los niños y jóvenes deben aprender cuándo deben proporcionar información personal a un adulto y cuándo deben preservar su privacidad.
- Los niños y jóvenes no deben proporcionar información privada a personas que no conocen o no pueden ver, tal como personas que podrían contactarlos a través de Internet.

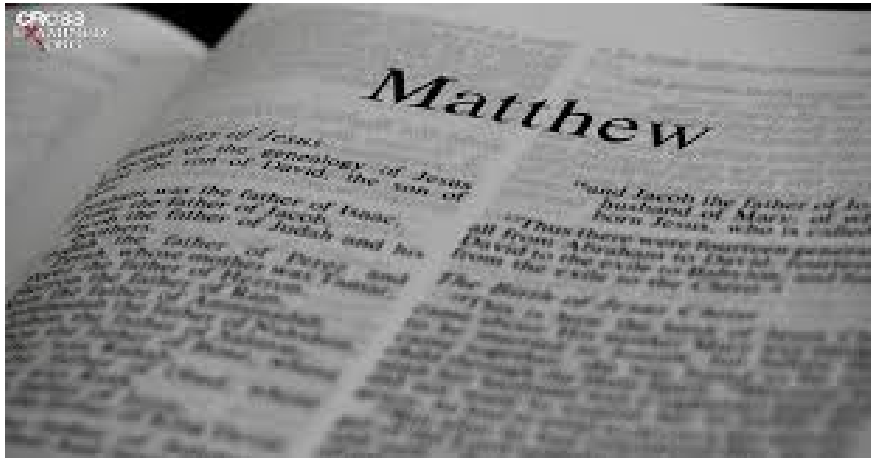
# Essays for Confirmation Students

## middle and high school

Everything will be submitted, through your Google Classroom

- 2 documents **SUBMITTED BY THE STUDENT (Different Deadlines see below)**
  - (Sample: <https://bit.ly/3DzejVn>)

### 1. The Gospel of Saint Matthew (Deadline December 12<sup>th</sup>, 2024)



### 2. The Gospel of Saint Luke Essay (Deadline April 15<sup>th</sup>, 2025)



# End of Year Retreat for Parents & Students

**Doral Academy: Sunday May 4th, 2025**  
**For the Sunday Program**

**Shelton: Monday May 5<sup>th</sup> / Tuesday May 6<sup>th</sup> / Wednesday May 7<sup>th</sup>, 2025**  
**For the Weekday Program**

YEAR-END retreat

# End of Year Mass for Parents & Students



Every year our students in the First Level of CCD (Confirmation 1 & First Communion 1) are consecrated to the Immaculate Heart of Mary in a special Mass celebrated in May usually a week after Mother's Day.

Todos los años nuestros estudiantes en el Primer Nivel de CCD (Confirmación 1 & Primera Comunión 1) se consagran al Inmaculado Corazón de María en una Misa especial celebrada usualmente una semana después del día de las Madres.

**Mass will be @ the Parish Temple**

**Sunday May 18th, 2025**

**400 pm**