

Open House



CONFIRMATION 2

Welcome to the 2023-2024 Catechetical Year

Open House

Parish Text Messages # [786-309-3387](tel:786-309-3387) (only texts.. no calls)

Parish E-Mail: Miguel.ruiz@guadalupeparish.org

Parish Website: www.guadalupeparish.org

Mark your Attendance

<https://guadalupeparish.org/open-house/>

AGENDA

a. Parents' Handbook – Por favor leerlo / Please read it.

<http://guadalupeadoral.info/forparents/parent-handbook/>

b. Asistencia a Misa: Obligatoria porque Jesús lo manda en el 3er Mandamiento

Mass Attendance: Mandatory because Jesus says so in the 3rd Commandment.

- a. Keep holy the Lord's day is the 3rd Commandment
- b. We must attend Mass every Sunday.
- c. We must attend Mass in Person
 - a. In our Parish of Guadalupe
 - b. Or in any Catholic Parish

Mark / Anota P: In Person Attendance A: I did not attend		<i>Every Sunday you Must Log your Mass Attendance & on the last Sunday of the Month you must Turn it In</i>					<i>Cada Domingo debes Anotar tu Asistencia a Misa y en ultimo Domingo del mes debes Turn It In</i>	
Type Your Catechist's Name is:		9/4	9/11	9/18	9/25		In Person	I did not attend
.....		SUN	SUN	SUN	SUN		P	A
Type your Name Here							0	0
.....								
Recuerden de que solo deben TURN IN este Mass Attendance Log el 2de Octubre del 2022 y no antes.								
Remember that you only have to TURN IN this Mass Attendance Log on October 2, 2022 and not before.								
READ THIS BEFORE COMPLETING THE MASS ATTENDANCE LOG During this Catechetical Year 2022-2023 , please log your Mass Attendance in the Mass Attendance Log Form. that you will find in your Google Classroom. It must be TURN IN on the last day of each month. Durante este año catequético 2022-2023, registre su asistencia a la misa en el formulario de registro de asistencia a la misa. que encontrarás en tu Google Classroom. Debe ser TURN IN el ultimo día de cada mes.								
WATCH THIS VIDEO - VEA ESTE VIDEO Please watch this video and follow the instructions on your Google Classroom n the following link Por favor vean el siguiente video en español y sigan las instrucciones en su Google Classroom en el siguiente enlace								

<https://guadalupeadoral.info/mass-attendance-log/>

MASS ATTENDANCE LOG

<https://bit.ly/3TJ7WWt>

You will get this tab through your Google Classroom
Recibirán este table en Google Classroom

c. Asistencia a Clases / Class Attendance

1. Deben asistir a todas las clases
We must take our children to class.
2. **MAXIMUM OF ABSENCES:** Se puede faltar hasta **4 veces**
They may be absent up **to 4 times in a year**
3. **EXCUSE ABSENCE:** Se debe enviar por e-mail el justificativo de la inasistencia. Se debe notificar al catequista y a la Oficina de la Parroquia. You must send via e-mail a Justification Note to your catechist and to the Office of Catechesis (ccd@guadalupeoral.org) & (your catechist e-mail)
4. **NO LATE ARRIVAL:** LOS NINOS DEBEN ESTAR SENTADOS AL MOMENTO DE COMENZAR, LA CLASE, Si llegan tarde no podrán ingresar al salón.
STUDENTS MUST BE AT THEIR DESK ON TIME, if they arrive late they will NOT be able to enter in the classroom



e- GOOGLE CLASSROOM and MANDATORY APPS

We will use the Google Classroom as a method of communication. Please log to your Google Classroom account every Friday or Saturday to see any news

Usaremos Google Classroom como metodo de comunicacion. Por favor visiten su cuenta de Google Classroom todos los Viernes o Sabados para ver si hay alguna noticia

GOOGLE CLASSROOM

- 1) Login with your parish email / Haga login con el e-mail de la parroquia
 - a. Username: name.lastname@guadalupeoral.org
 - b. Password: ***** (the one you selected – el que uds. seleccionaron)
- d. The email account and the google classroom account have the same password / El Email de la parroquia y el google classroom tiene el mismo password



<https://classroom.google.com/u/0/h>

e- CALENDAR / CALENDARIO & WEBSITE

The Official Calendar is posted in our website

<http://guadalupeoral.info/calendar/> and download the Calendar

2023-2024

Office of Catechesis-Our Lady of Guadalupe Church

Today: September 2017

Print Week Month Agenda

Sun Mon Tue Wed Thu Fri Sat

CCD Calendar

3 4 5 6 7 8 9

Labor Day

From your cellphone subscribe to our calendar by clicking over the **+Google Calendar Icon** that is at the bottom right corner of the online calendar and follow the instructions.

You might need to download the Google Calendar application.

*Desde su celular suscribase a nuestro calendario haciendo click sobre el **+Google Calendar** que esta en la esquina inferior derecha del calendario electronio y siga las instrucciones.*

Tal vez, tenga que bajar la aplicacion Google Calendar.

Events shown in time zone: Eastern Time



f. MATERIAL & UNIFORME / SCHOOL SUPPLIES & UNIFORM

For elementary school students

- 1- A composition notebook
- 2- Pencil case, zippered
- 3- A box of Crayons
- 4- Pair of blunt scissors
- 5- A sharpened pencil and an eraser
- 6- A jumbo glue stick
- 7- **1 reams of paper – A DONATION (if you can)**



For middle and high school students & RCIA

- 1- A composition notebook
- 2- A sharpened pencil, a pen, and an eraser
- 3- **1 reams of paper - A DONATION (if you can)**

Uniform

- 1- Blue, Kaki or Jeans pants or skirts
- 2- Our Lady of Guadalupe T-Shirt
- 3- ID Tag



Classes of Formation for Parents

This year we will provide Classes of Catholic Formation for Parents.

Classes will be given at the same time than the kids' classes.

Este año brindaremos Clases de Formación Católica para Padres.

Las clases se darán al mismo tiempo que las clases de los niños.

FIRST DAY OF CLASS

CCD/RCIA First day of Classes & Locations in Our Lady of Guadalupe Church

1. **SUNDAY** for all Students (Kids & Teens) enrolled in Classes at Doral Academy High School ([11100 NW 27th St, Doral, FL 33172](#))
 - * Communion Students (FC1 & FC2): September 10th
 - * Confirmation Students (CONF1 & CONF2): September 10th
 - * Special Need & Baptism: September 17th
2. **MONDAY** for all Students in Level 1 (Kids) enrolled in Classes at Shelton Academy ([9455 NW 40th Street Rd, Doral, FL 33178](#))
 - * Communion Students (FC1) Students: September 11th
3. **MONDAY** for all Students (Young Adults & Adults) enrolled in RCIA Classes at Parish Hall ([11691 NW 25th Street, Doral, 33172](#))
 - * Young Adults Candidates: September 18
 - * Adults Candidates: September 18
4. **TUESDAY** for all Students in Level 1 (Kids & Teens) enrolled in Classes at Shelton Academy ([9455 NW 40th Street Rd, Doral, FL 33178](#))
 - * Communion Students (FC1): September 12th
 - * Confirmation Students (CONF1): September 12th
5. **WEDNESDAY** for all Students in Level 2 (Kids & Teens) enrolled in Classes at Shelton Academy ([9455 NW 40th Street Rd, Doral, FL 33178](#))
 - * Communion Students (FC2): September 13th
 - * Confirmation Students (CONF2): September 13th

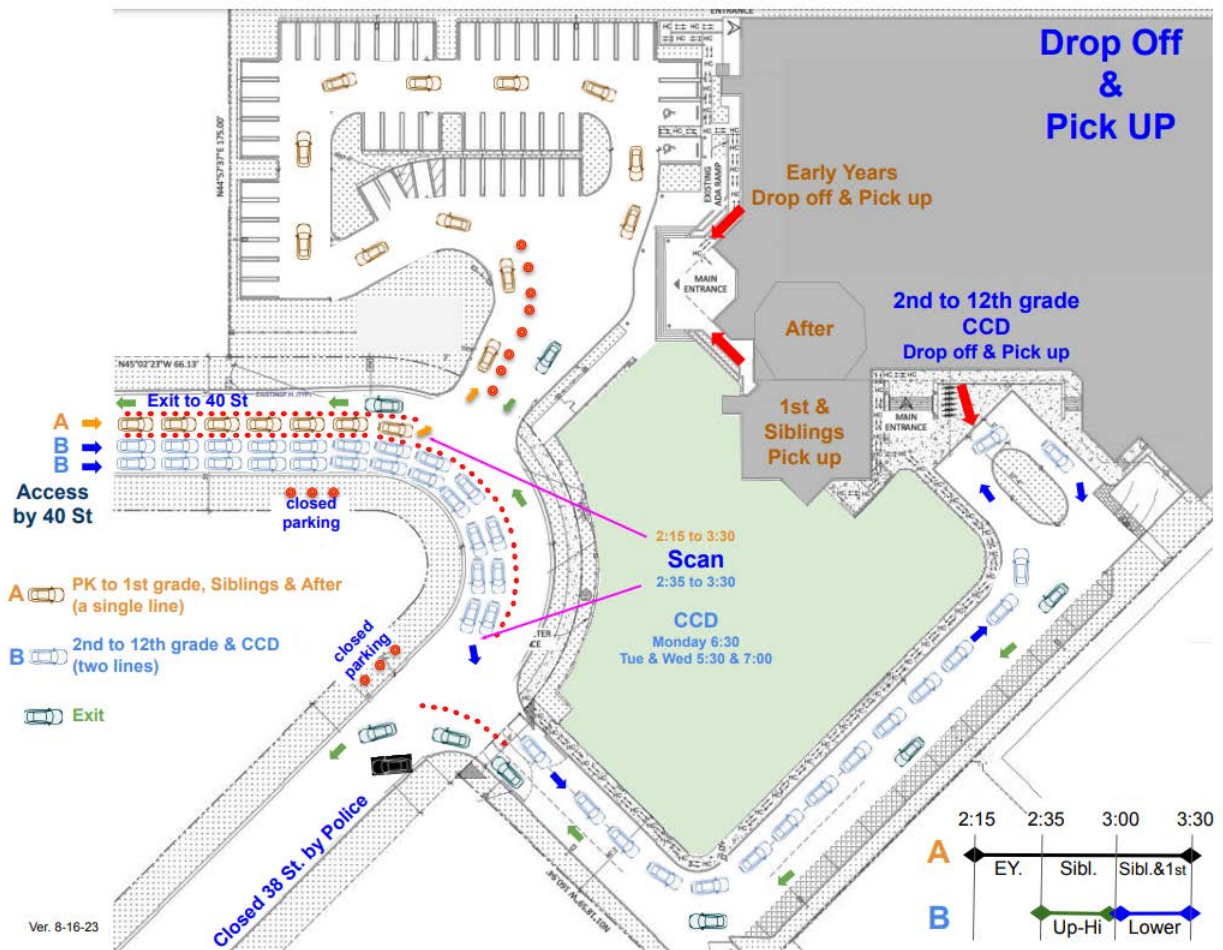
Drop off and Pick Up AT DORAL ACADEMY HIGH SCHOOL on Sundays



- 1- **Please do not drop students in the Street (at 27th). It is prohibited for safety reasons. / Por favor no deje a sus hijos en la Calle (27th). Está prohibido por seguridad.**
- 2- **You can take your child to the classroom or drop them at the Drop Off Area./ Ud. puede dejar a su hijo en el salon o en el Area de Drop Off.**
- 3- **You MUST pick up your child from the Classroom and Sign them out. / Ud. DEBE recoger a su hijo del salón y firmar el Sign out**
- 4- **Only 6th graders and older with the Written Parents Consent may leave the classroom by themselves, but cannot leave the school, you need to pick them up. / Solo jóvenes en 6to grado para arriba, pueden salir del salón solos, siempre que tengamos su Permiso por escrito, pero ellos no pueden irse de la escuela solos, uds. deben recogerlos. (YOU WILL RECEIVE IT IN YOUR GOOGLE CLASSROOM)**
- 5- **Please be kind and keep calm during the drop off and pick up time. / Por favor sea amable y mantenga la paciencia durante la entrada y salida.**



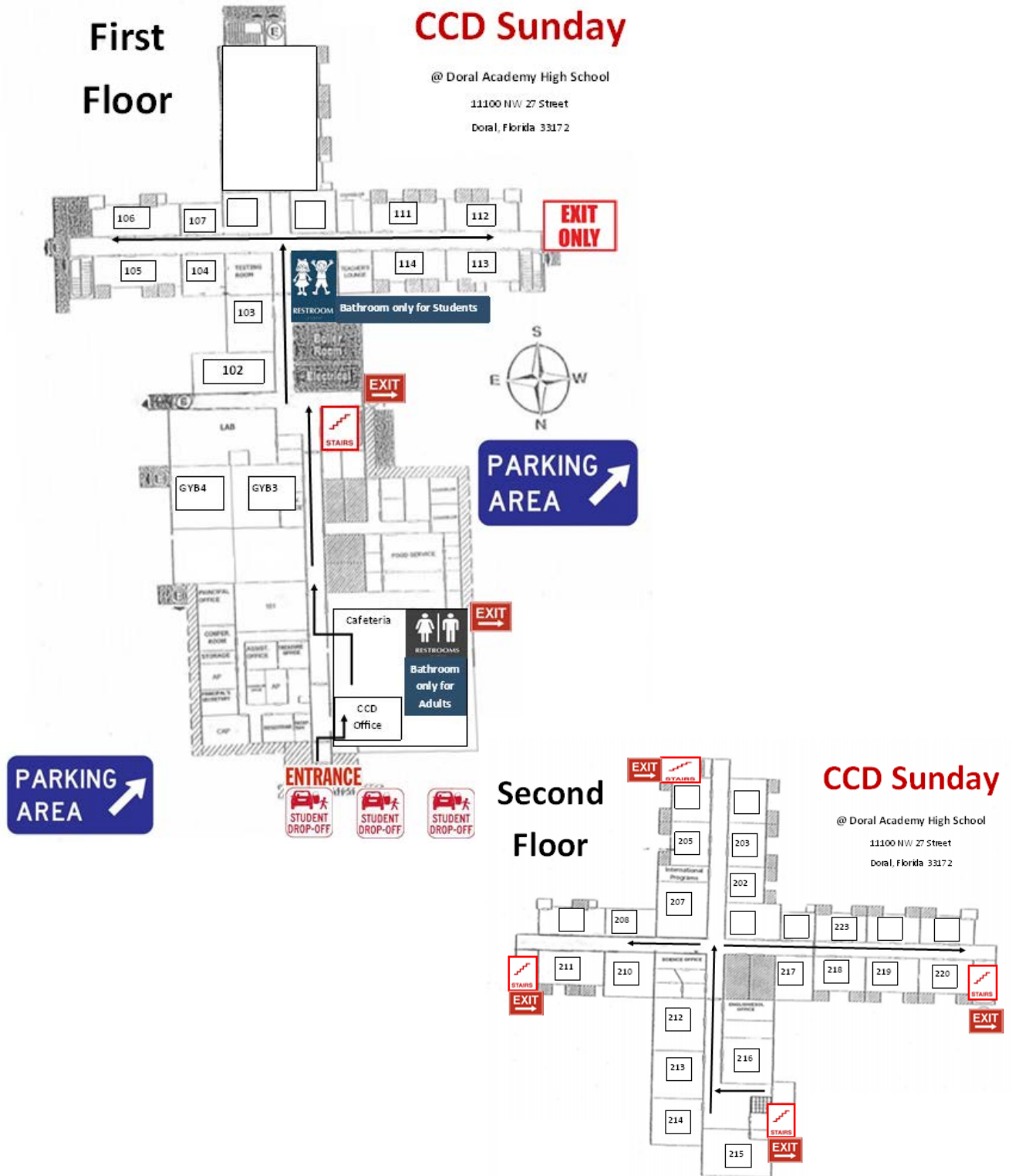
Drop off and Pick Up AT SHELTON ACADEMY on Tuesdays and Wednesdays



1. **Drop off** your child at the Designated Drop OFF Area (See map). Do not leave the child at left side or back of the school. A volunteer or a staff member will open the door of your car and help your child go to his/her class.
2. **For pick up.** Do NOT get out of your car to pick up your child. All children must be picked up in a VEHICLE. Your children will NOT be dismissed at the Welcome Center.
3. Please **DO NOT PARK** in the middle of the street.... Please **HELP US** to keep the traffic flowing.
4. You **MUST** display the **DECAL** with the Pre-printed barcode on the **RIGHT SIDE** of your dashboard.
5. Do NOT use your cellphone while dropping off or picking up your kid(s).
6. The speed limit is **5 mph**.
7. **Please be kind and keep calm during the drop off and pick up time.**
Por favor sea amable y mantenga la paciencia durante la entrada y salida.

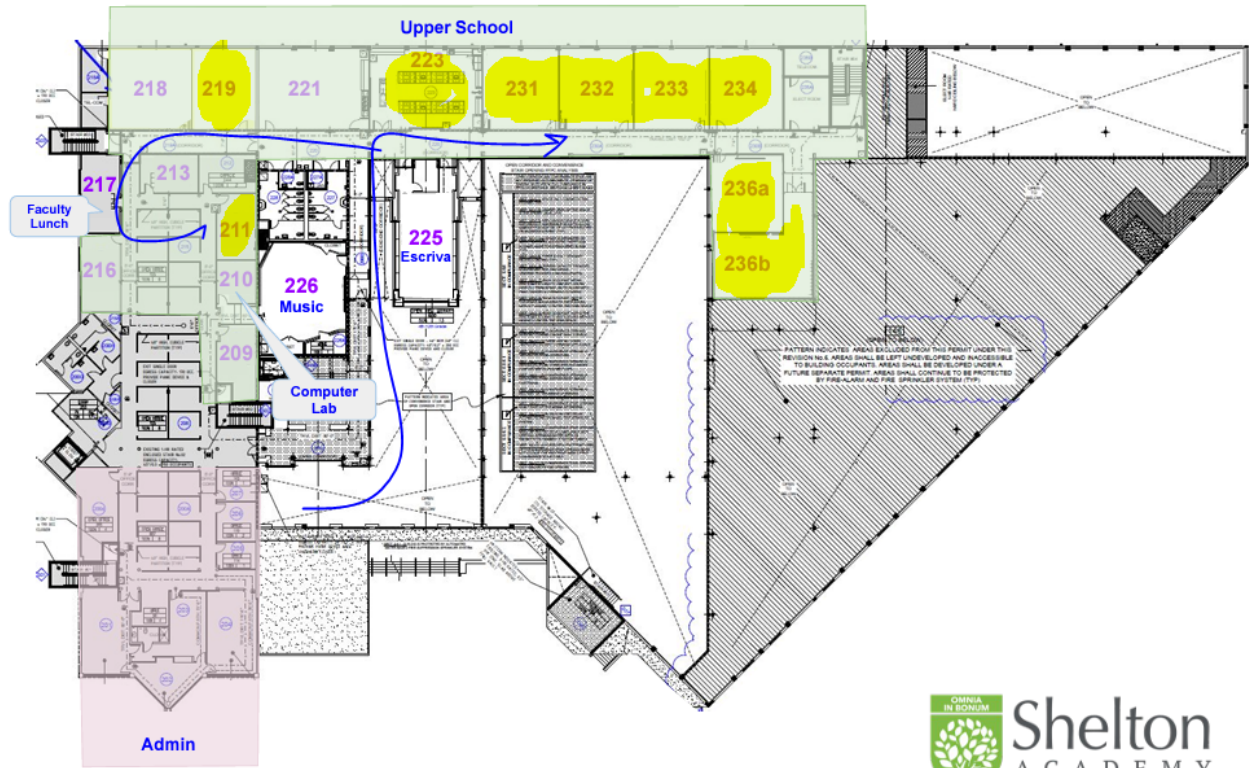


CLASSROOMS @ DAHS





CLASSROOMS @ SHELTON

2nd floor




Pick up ID & Barcode for Doral Academy High School

For Students @ DAHS (We will send it via email so you show it to your catechist at the moment of picking up your child from the classroom.)



August 21, 2019



PARENT ID CARD

For Students @ DAHS Sunday's Groups
Family Number: SAMPLE #
Child's Name: Child Sample Family
Mother's Name: Mom Sample Family
Father's Name: Dad Sample Family

Catechist Name: I-CONF1-6th-7th-KlovyCastellano-DAHS
Classroom #: 216 (DAHS)

Pick up Barcode for Shelton Academy



4:15 PM - MsM.
Brime (#123)



CCD Tuesday

Name and Last Name of the Stu-

Valid for Period: 2022 / 2023

Pickup **5:20pm - 5:40pm**

For Students @ Shelton Academy (We will provide you with a printed copy on the first day of class)



Virtus Classes. Please read the following and the booklet that is in the bag

<https://guadalupeoral.info/teaching-touching-safety/>

Our Lady of Guadalupe is dedicated to teach the Catholic Faith to the children of our parish. Additionally the Religious Education Department is charged with presenting the “Teaching Touching Safety” program to our students. This program is part of the Archdiocese of Miami’s ongoing effort to help create and maintain safe environments for children. The following is a summary of this year program.

Lesson 7:

Principle: Educating children about Internet Safety. Specifically:

1) Some Do’s and Don’ts of interacting with people on the Internet, and 2) The importance of protecting yourself and your personal information while using the Internet.

Catechism: Man is obliged to follow the moral law, which urges him “to do what is good and avoid what is evil” (cf. GS 16). This law makes itself heard in his conscience. #1713

Goal: To assist children and young people in recognizing the risks of providing personal information to anyone on the Internet and to help them realize how hard it is to know who someone really is when the only avenue of communication is the Internet.

Objectives: To teach children and young people safety rules for the Internet and to raise their awareness about the ways adults can use the Internet to confuse and “trick” them into believing things that are not true. The goal for this lesson is not to teach everything about Internet safety but to concentrate on two specific areas: 1) keeping personal information private, and 2) realizing that there is no way to really know who is talking with you on the Internet. The specific learning goals are: Children and young people can learn when to give personal information to an adult and when to keep it private. Children and young people should never give private information to someone they don’t know or can’t see, such as people who might contact them through the Internet.

Lesson 8

Principle: Children need to follow their parent’s or guardian’s rules in order to stay safe, and they should also participate in creating family rules for everyone to follow that protect the family from harm.

Catechism: According to the fourth commandment, God has willed that, after him, we should honor our parents and those whom he has vested with authority for our good. #2248

Goal: To assist parents, guardians, and other caring adults in teaching children and young people the importance of creating and following family rules and keeping everyone safe

Objectives: Upon completion of this lesson, children and young people should be better able to: Participate in the creation of family rules for everyone. Following the rules set by parents’ means being careful about how they share information with anyone outside the family.

Nuestra Parroquia tiene como fin primordial el educar en la fe católica a nuestros niños. Además el Departamento de Educación Religiosa tiene la responsabilidad de presentar el programa “Enseñando Seguridad en el Contacto Físico”. Este programa es parte del esfuerzo de nuestra Arquidiócesis de Miami en crear y mantener un ambiente seguro para nuestros niños. A continuación Ud. tiene un resumen de lo que será la clase de este año.

Lección 7:

Principio: Educar a los niños sobre la Seguridad en Internet.

Específicamente: 1) Qué cosas se deben hacer y qué cosas no se deben hacer al interactuar con personas por Internet, y 2) La importancia de protegerse a sí mismo y de proteger tu información personal mientras usas Internet.

Catecismo: El hombre tiene la obligación de cumplir con las leyes morales y ello lo obliga a “hacer el bien y evitar el mal” (cf. GS 16). Esta ley se hace oír en la propia conciencia. #1713

Meta: Ayudar a los niños y a los jóvenes a reconocer los riesgos de proporcionar información personal a personas por Internet y ayudarlos a admitir lo difícil que es saber quién es realmente una persona cuando la única vía de comunicación es la Internet.

Objetivos: Enseñar a los niños y jóvenes las normas de seguridad en Internet y concientizarlos sobre las formas en que los adultos pueden usar Internet para confundirlos, “engañarlos” y hacerles creer cosas que no son ciertas. El objetivo de esta lección no es enseñar todo sobre la seguridad en Internet, sino concentrarse en dos áreas específicas: 1) preservar la información personal, y 2) darse cuenta que no existe forma de saber verdaderamente quién está hablando contigo por Internet. Los objetivos específicos de aprendizaje son los siguientes: Los niños y jóvenes deben aprender cuándo deben proporcionar información personal a un adulto y cuándo deben preservar su privacidad.

Los niños y jóvenes no deben proporcionar información privada a personas que no conocen o no pueden ver, tal como personas que podrían contactarlos a través de Internet.

Lección 8:

Principio: Los niños deben conocer, comprender y seguir las normas familiares que sus padres o tutores imponen para proteger a todos de los daños y también deben colaborar en la creación de normas.

Catecismo: Según el cuarto mandamiento, Dios quiere que, después que a él, honremos a nuestros padres y a los que él reviste de autoridad para nuestro bien. #2248

Meta: Ayudar a los padres, tutores y otros adultos a cargo del cuidado de niños a enseñarle a los niños y jóvenes la importancia de crear y seguir las normas familiares para preservar la seguridad de todos.

Objetivos: Al finalizar esta lección, los niños y jóvenes adquirirán mejores habilidades para: Participar en la creación de normas familiares para todos. Seguir las normas que fijan los padres, por ej. ser cuidadosos en la manera en que comparten información con personas ajenas a la familia.

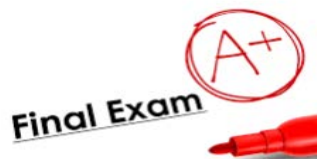
CONFIRMATION KEY DATES



CONFIRMATION RETREAT & REHEARSAL

In order to help our students, we will have the retreat & the rehearsal on the same day.
Para poder ayudar a nuestros estudiantes, tendremos el retiro y el ensayo el mismo día.

Saturday ABRIL 20, 2024 – from 100PM-630PM



FINAL EXAM

it will be online they need to have the parish email account active Sunday, April 14th, 2024.

Wednesday, April 17th, 2024.

For now, study using these resources

<http://guadalupeboral.info/confirmation-page/confirmation-exam-mandatory/>



Now you have our Handbook for Confirmation in Quizlet.

Using it will help you to study faster and learn the key elements of the Confirmation Exam

Quizlet English: <https://quizlet.com/join/E5tgT2Y5S>

Ahora tienes el Handbook de Confirmacion en Quizlet.

Usando esta herramienta podrás estudiar más rápido y podrás aprender los elementos claves del Examen de Confirmación.

Quizlet Spanish: <https://quizlet.com/join/rQFyDM3EC>

FIRST COMMUNION MASS

TO BE ANNOUNCED

CONFIRMATION MASS

TO BE ANNOUNCED

PHOTO & VIDEO

Photo & Video All the information will be available by November 1st in this link:

<http://guadalupeboral.info/forparents/photography-video/>

DRESS CODE for the Confirmation Mass

For Girls

1. Confirmation White gown
2. Formal dress / Vestido de salir
3. Formal shoes (no sneakers)/Zapatos de vestir (No tenis)
4. Simple Hair style in a pony tale/ Peinado Sencillo al estilo de una cola de caballo
5. **Please remember that Archbishop will SIGN your forehead with Holy Oil... please use a simple hair style to keep your hair free from your forehead.**
6. **DO NOT WEAR HIGH HEELS... PLEASE... PLEASE / por favor NO USEN TACONES ALTOS...**

For Boys

1. Confirmation White gown
2. White long sleeve shirt /Camisa blanca de mangas largas
3. Black Pants / Pantalón azul o negro
4. Red Tie / Corbata Roja
5. Dark dress shoes (no sneakers)/ Zapatos Oscuros (no tenis)

For Parents and Sponsors

1. Mass attire, Dress modestly and tastefully, we suggest to wear suite/tie for men and formal dress for women.
2. REMEMBER that we will be attending a mass with the Archbishop of Miami and it will be the Confirmation Mass of your child...
3. We suggest NO JEANS, NO SNEAKERS.



Dress Code



4 CONFIRMATION DOCUMENTS

Everything will be submitted, through your Google Classroom

The documents you need to submit are in our website

If you want to send the link to the sponsor or if you misplace the forms, please download the forms from the following link.


Los documentos que necesita entregar están en nuestra página web.

Si ud. desea enviar el enlace al padrino/madrina o no encuentra los formularios, por favor puede bajarlos desde este link:

Here you have the list of the 4 Documents that must be submitted

A continuación, tiene la lista de los 4 Documentos que deben ser entregados

- **3 documents SUBMITTED BY THE STUDENT (Different Deadlines see below)**
(Sample: <https://bit.ly/3DzejVn>)



- 1- **Saint Name Essay (Deadline December 12th)**
- 2- **This is My Body (Deadline January 31st, 2024)**
- 3- **The Gospel of Saint John Essay (Deadline February 28th, 2024)**

- **1 document SUBMITTED BY THE SPONSOR (Deadline December 12th, 2023)**
(Sample: <https://bit.ly/43KwbaK>)



REQUIREMENTS FOR SPONSORS

This Laws Applies for Sponsor of Baptism and/or Confirmation

Sponsor Letter, (Deadline December 12th, 2023) the sponsor needs to complete it and send it to you and you must submit it in Google Classroom
The Sponsor needs to **attach a Copy of either** his/her Certificate of **Baptism OR Confirmation OR Marriage of the Sponsor** (one of them)

REQUIREMENTS FOR SPONSORS

Applies for Baptism & Confirmation

This text was taken from the [Canon Law of the Catholic Church](#).
If you want to read it on line [please click here](#).

Can. 872 Insofar as possible, a person to be baptized is to be given a sponsor who assists an adult in Christian initiation or together with the parents presents an infant for baptism. A sponsor also helps the baptized person to lead a Christian life in keeping with baptism and to fulfill faithfully the obligations inherent in it.

Can. 873 There is to be only one male sponsor or one female sponsor or one of each.

Can. 874 §1. To be permitted to take on the function of sponsor a person must:

1. be designated by the one to be baptized, by the parents or the person who takes their place, or in their absence by the pastor or minister and have the aptitude and intention of fulfilling this function;
2. have completed the sixteenth year of age, unless the diocesan bishop has established another age, or the pastor or minister has granted an exception for a just cause;
3. be a Catholic who has been confirmed and has already received the most holy sacrament of the Eucharist and who leads a life of faith in keeping with the function to be taken on;
4. not be bound by any canonical penalty legitimately imposed or declared;
5. not be the father or mother of the one to be baptized.

Can. 874 §2. A baptized person who belongs to a non-Catholic ecclesial community is not to participate except together with a Catholic sponsor and then only as a witness of the baptism.

PROXY - The Sponsor can't be present the day of the Confirmation

Any Sponsor, who is unable to attend the baptism/confirmation should have a proxy represent him/her at the celebration in their place. The name of the Sponsor will appear on the child's baptismal/confirmation certificate.

Parents just need to inform our Parish Office that the Sponsor will not be able to be present by e-mail to Miguel.ruiz@guadalupeoral.org

WHO CANNOT BE A SPONSOR?

- A non-baptized person cannot act as a Sponsor.
- A single person who is not married but cohabitating with someone is not permitted to serve as a sponsor.
- Cannot be the father or mother of the one to be baptized.
A baptized person who belongs to a non-Catholic ecclesial community is not to participate except together with a Catholic sponsor and then only as a witness to the baptism, but not to confirmation.