

2026
CONFIRMATION
Mass

Our Lady of Guadalupe

Updated 05/08/2026





JUNE 5, 2026

@ 7:00 pm

(Doors open @ 5:00 pm)



Bishop Silvio Baez

TICKETS (4 Tickets)

Los tickets para la Misa de Confirmación

- Los recibirán el día de la Confesión el 14 de Mayo
 - Recibirán 4 tickets
 - 1 Para el Candidato
 - 1 Para el Sponsor
 - 2 para invitados
- Esperamos alrededor de 1300 personas en la Misa, por lo que no podemos acomodar mas personas en el Templo.
 - Tenga en cuenta que los bancos del templo estarán reservados para el candidato, su padrino, y 2 invitados que el candidato elegirá.
- Los invitados deben presentar sus entradas en la puerta al Usher. Algunos tal vez tendrán que participar en la misa de pie.
 - Invitados SIN tickets podrán entrar al Parish Hall y participar desde allí de la Santa Misa

TICKETS (4 Tickets)

Tickets for the Confirmation mass

- You will receive on Confession's day, May 14
 - You will receive 4 tickets
 - 1 For the Candidate
 - 1 For the Sponsor
 - 2 for guests
- We expect around 1300 people at the Mass, thus we cannot receive more people inside the Temple.
 - Keep in mind that the pews at the Church are reserved for candidates, sponsors and 2 guests chosen by the candidate
- Guests must present their tickets at the door to the Usher. Some might have to participate in the mass standing up.
 - Guest without tickets will be directed to the Parish Hall where they can participate in the Holy Mass

TICKETS (4 Tickets)

Tickets for the Confirmation mass

Los tickets para la Misa de Confirmación

More details here: <https://guadalupeboral.info/tickets/>

1 White ticket for the Candidate

1 White ticket for the Sponsor

2 Red tickets for guests (pews C or D 14-22)

NO ticket.. Parish Hall

ADMIT ONE
Scan for dress code

CANDIDATE SPONSOR

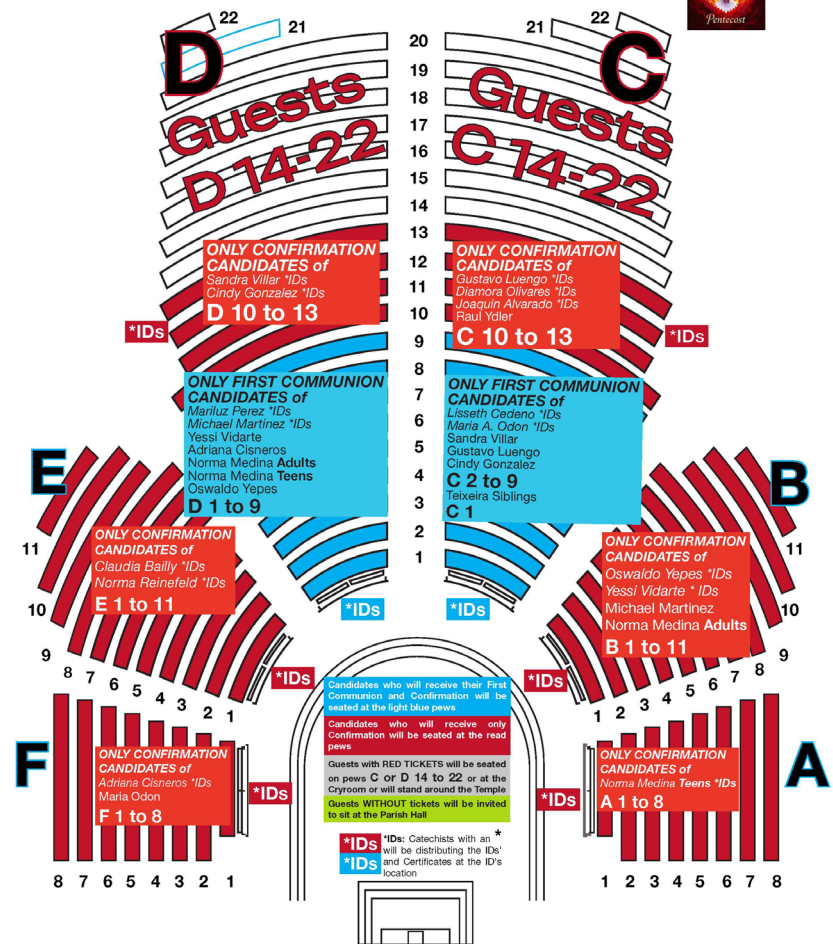
CONFIRMATION MASS
FRIDAY JUNE 5, 2026 @ 7:00 pm
Catechists (begin @ 5:00 pm)
Our Lady of Guadalupe Catholic Parish
1699 NW 25th Street

Guest

CONFIRMATION MASS
FRIDAY JUNE 5, 2026 @ 7:00 pm
Catechists (begin @ 5:00 pm)
Our Lady of Guadalupe Catholic Parish
1699 NW 25th Street

Scan for instructions

FIRST COMMUNION & CONFIRMATION MASS PEW DISTRIBUTION



For Girls

1. Confirmation White Gown
2. Formal dress / Vestido de salir
3. Formal shoes (no sneakers)/Zapatos de vestir (No tenis)
4. Simple Hairstyle in a pony tail/ Peinado Sencillo al estilo de una cola de caballo
5. Please remember that Archbishop will sign your forehead with Holy Oil... please **use a simple hairstyle and keep free your forehead.**
6. **DO NOT WEAR HIGH HEELS...** PLEASE.. PLEASE / por favor **NO USEN TACONES ALTOS...**

For Boys

1. Confirmation White Gown
2. White long sleeve shirt /Camisa blanca de mangas largas
3. Black Pants / Pantalón azul o negro
4. A nice Tie / Una Corbata linda
5. Dark dress shoes (no sneakers)/ Zapatos Oscuros (no tenis)

For parents and Sponsors

1. Mass attire, Dress modestly and tastefully, we request you wearing suite/tie for men and formal dress for women.
2. REMEMBER that we will be attending a mass and it will be the Confirmation Mass of your child...
3. We ask you NOT to wear JEANS, SNEAKERS, Bermudas, short pants.



Dress Code
Código de Vestimenta

Dress Code – for Guest and Sponsors



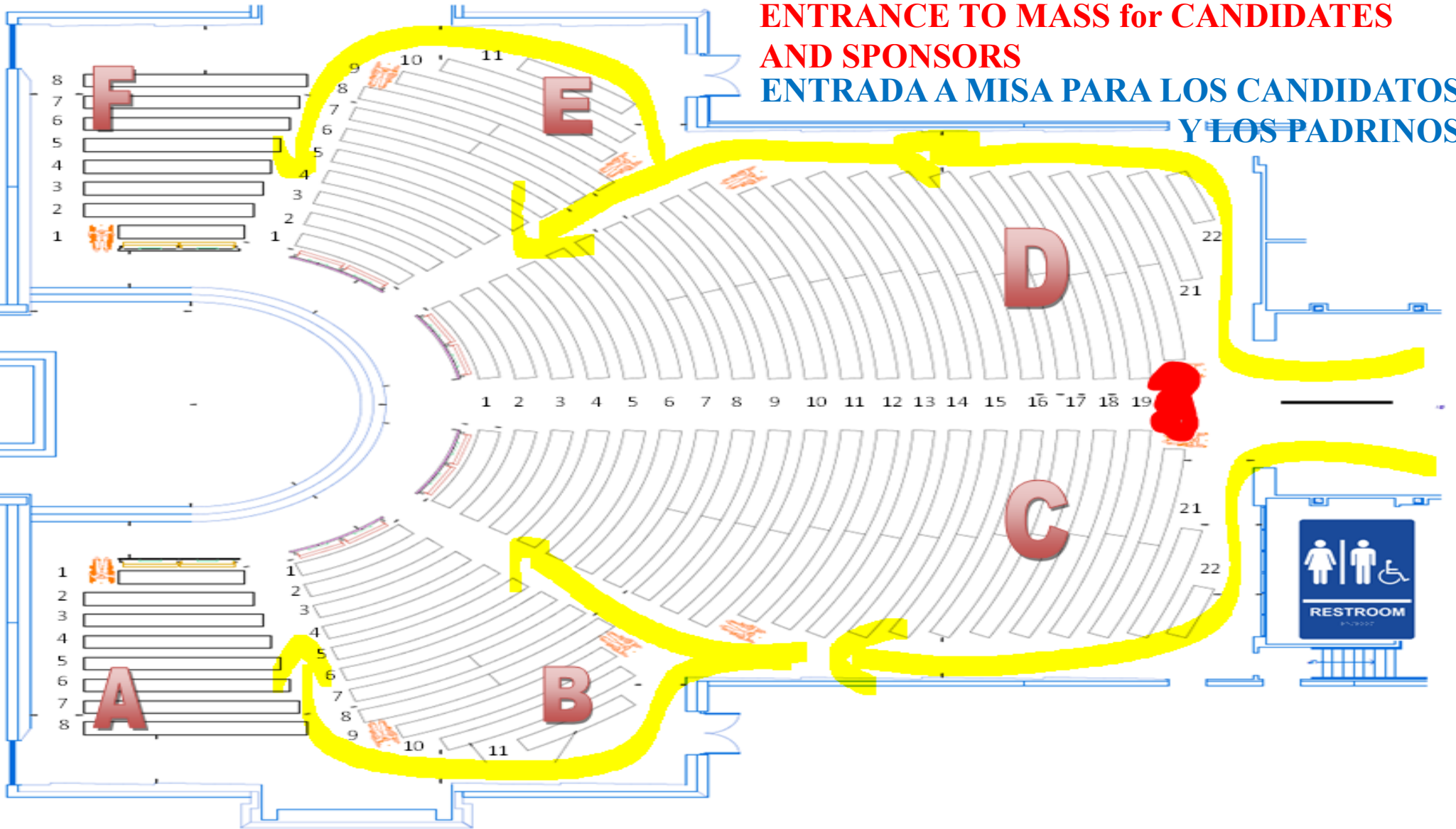


ENTRANCE TO MASS for CANDIDATES AND SPONSORS

1

ENTRADA A MISA PARA LOS CANDIDATOS Y LOS PADRINOS

- Arrive early, **we will open the doors @ 500 PM.**
- You must bring the tickets and give them to the Ushers
- Please use the entrance on 25th Street.
- The one on 117th Avenue will be used for exit ONLY.
- **The Candidate and Sponsor must arrive and enter together**
 - **Present your tickets to the usher**
 - **Walk to your class assigned pews**See your assigned pew in this link
<https://guadalupeboral.info/tickets/>
- A catechist will give you the confirmation certificate and the CONFIRMATION ID at your pew.

- Lleguen temprano, **abriremos las puertas a las 500 PM**
- Deben traer los tickets y dárselo a los Ushers
- Por favor usen la entrada de la 25 Calle
- Usaremos como salida la 117 Avenida
- **El Candidato y el Padrino/Madrina debe llegar y entrar juntos**
 - **Presenten los tickets a los ushers**
 - **Caminen al asiento asignado a tu salón**
 - **Ver tu asiento asignado en este enlace**
<https://guadalupeboral.info/tickets/>
- Un catequista les dara los certificados de la confirmacion y el ID de CONFIRMACION cuando estes en tu asiento



**ENTRANCE TO MASS for CANDIDATES
AND SPONSORS**
**ENTRADA A MISA PARA LOS CANDIDATOS
Y LOS PADRINOS**

Schedule

2

- **5:00 PM** Open of the doors
- **5:00 PM–6:25 PM** Arrival of candidates
Pick up of Certificates
*IF (**big IF**) we have the chance we will have a picture taken in front of the Altar*
- **6:30 PM** Closing of the Main Door
Begins the Preparation for the Mass
Praying of the Holy Rosary
Consecration
Explanation of the Ceremony
- **7:00 PM** The Holy Mass Begins



DURING THE MASS

- **Keep the spirit of prayer and praise to our Lord**
- The readings will be read by a minister, not by the candidates

DURANTE LA MISA

- Mantener la distancia entre las familias
- **Mantener el espíritu de oración y alabanza a nuestro Señor**
- Las lecturas serán leídas por un ministro, no por los jóvenes




MOMENTO DE LA CONFIRMACION

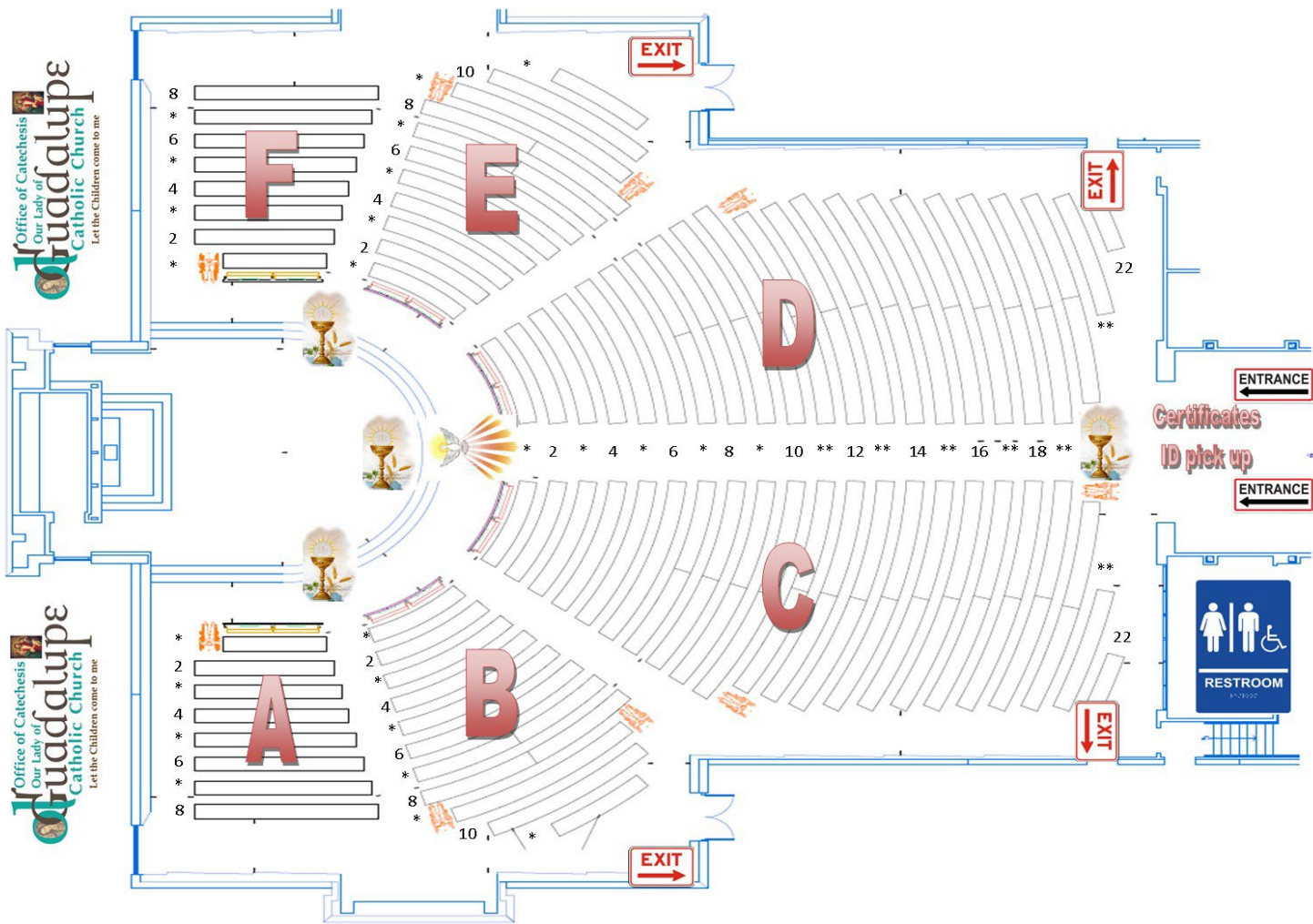
- En el momento de la Confirmación, un catequista le indicará a dónde debe dirigirse.
- El sponsor y el candidato caminarán hacia el frente de la Iglesia.
- El Sponsor colocará la mano derecha sobre el hombro derecho del ahijado.
- Recuerda tener la frente libre de cabellos
- Recuerde colocar tu ID de confirmación en el lado izquierdo de tu gown
- Una vez que estés frente al obispo, te confirmará diciendo:
 - **Obispo:** (Nombre del santo) Te confirmo en el Nombre del Padre, y del Hijo y del Espíritu Santo
 - **Tu responderás** AMEN
 - **Entonces el Obispo te dirá:** La paz sea contigo
 - **Responderás:** Y con tu Espíritu.
 - *Luego caminarás de regreso a tu banco en silencio pensando en la presencia del Espíritu en tu alma.*

MOMENT OF THE CONFIRMATION

- At the of time of Confirmation, a catechist will indicate you where you should go.
- The sponsor and the Candidate will walk to the front of the Church
- The Sponsor will place the right hand over the right shoulder of the godchild
- Remember to have your forehead free of hair
- Remember to have your Confirmation ID placed on left side of your gown
- Once you are in front of the Bishop, he will confirm you saying:
 - **Bishop:** (saint Name) I confirm you in the Name of the Father, and of the Son and of the Holy Spirit
 - **You will answer** AMEN
 - **Then the Bishop will say to you:** Peace be with you
 - **You will answer:** And with your Spirit.
 - *Then you will walk back to your pew in Silence thinking in the presence of the Spirit in your soul*



HOLY CONFIRMATION



MOMENTO DE LA COMUNIÓN

- En el momento de la Comunión los catequistas les indicaremos a donde deben ir
- El candidato y los invitados
 - recibirá a Jesús en la mano o en la boca
 - Y responderá AMEN
 - Si reciben a Jesús en la mano, deben frente al ministro llevar a Jesús a su boca, no pueden caminar con Jesús en la mano.
- Como bien saben durante la comunión por favor no moverse de las bancas para sacar fotos.

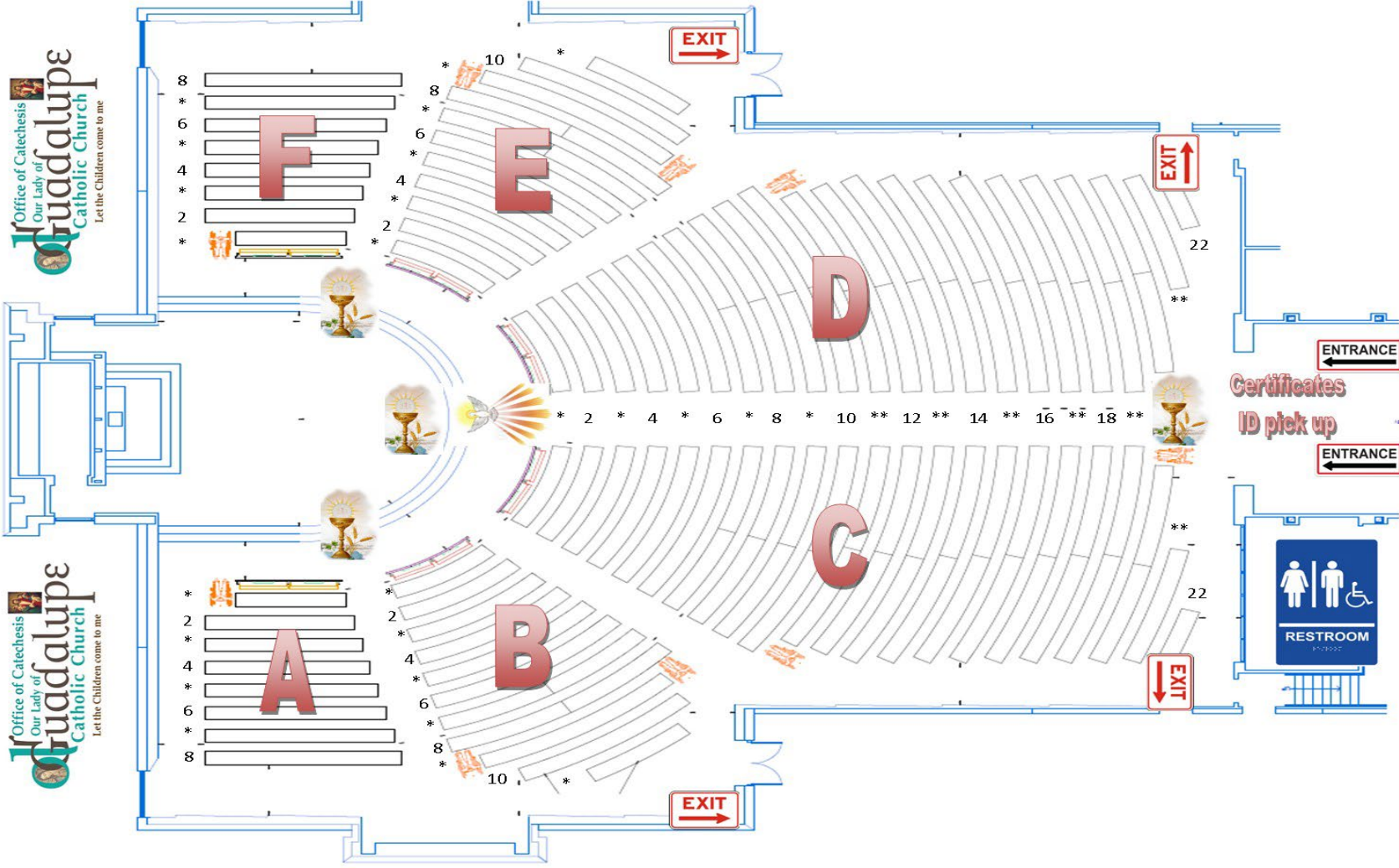


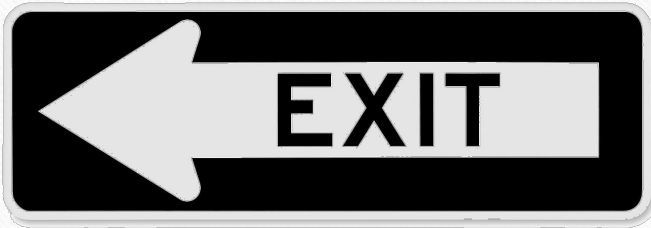
MOMENT OF THE COMMUNION

- At the of time of Communion, a catechist will indicate you where you should go
- The candidate and the guests
 - will receive Jesus in his/her hand or tongue
 - And he/she will say AMEN
 - If you receive Jesus in your hand, you must place Jesus in your mouth in front of the priest/minister. We can walk away with Jesus in our hands.
- As you well know during communion, please do not move from the pews to take photos.



HOLY COMMUNION





AFTER MASS

- After the mass, Father Israel will invite us to leave the temple, we will use the side doors.
- We will take picture by Catechist Group after the Mass
- Only the Newly Confirmand and their catechists
- Remember to keep the **spirit of prayer and THANKSGIVING** so your child will **REMEMBER THIS DAY AS THE TIME THAT JESUS ENTERED INTO HIS/HER SOUL.**

LUEGO DE LA MISA

- Terminada la misa, luego que el padre Israel nos invite a salir del templo usaremos las puertas laterales.
- Tomaremos fotos por Grupo de Catequista luego de la Misa
- Solo el que recibió la Confirmacion con su catequista
- Recuerden mantener el **ESPÍRITU DE ORACIÓN Y ACCIÓN DE GRACIAS**
- de tal manera que el niño/a **RECUERDE ESTE MOMENTO COMO EL MOMENTO EN QUE JESÚS ENTRÓ A SU ALMA.**

Photo

- Mr. Carlos Bayola will have his team of photographers during Masses
- They are responsible for taking photos during the ceremony
- You can contact Don Carlos (see below)
- Don Carlos Bayola tendrá su equipo de fotógrafos durante las misas
- Ellos son los responsables de tomar las fotos durante la ceremonia
- Pueden contactar a don Carlos (mirar a continuación)



<https://guadalupe.doral.info/forparents/photography/>

305-519-9041

Video

The Masses will be broadcasted live via
Las mismas se transmitirán en vivo y en directo vía

Youtube: <https://bit.ly/2BMDYNC>

Facebook: www.facebook.com/ologtv



YouTube



Facebook