



Open House

2018-2019

CONF 2

Welcome to the 2018-2019 Catechetical Year

Open House

Parish Text Messages # [786-309-3387](tel:786-309-3387) (only texts.. no calls)

Parish E-Mail: Miguel.ruiz@guadalupeoral.org

Parish Website: www.guadalupeoral.info

Catechist E-mail: _____

Catechist Phone Number: _____

Contact Card / Tarjeta de Contacto

Your catechist will give it to you

Please read and correct any mistaken information in the Contact Card.
Return it to your Catechist after the OPEN HOUSE has ended.



PARISH HALL

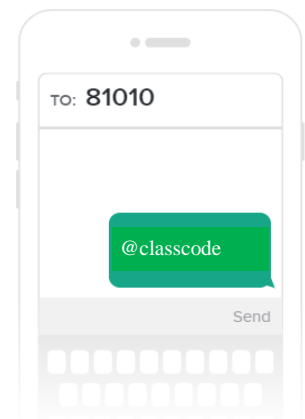
1. Baptism: [@bapt2019](#)
2. St. Gabriel: [@stgab18-19](#)

DORAL ACADEMY

1. First Year of First Communion in English & Spanish: [@dahs18-19](#)
2. Second Year of First Communion in English: [@fc2deng](#)
3. Second Year of First Communion in Spanish: [@fc2despa](#)
4. First Year of Confirmation in Spanish: [@conf1despa](#)
5. First Year of Confirmation in English: [@conf1deng](#)
6. Second Year of Confirmation in Spanish: [@conf2despa](#)
7. Second Year of Confirmation in English: [@conf2deng](#)

SHELTON ACADEMY

1. First Year of First Communion (Wednesday): [@sheltfc1](#)
2. Second Year of First Communion (Tuesday): [@sheltfc2](#)
3. First Year of Confirmation: [@conf1shelt](#)
4. Second Year of Confirmation: [@conf2shelt](#)





CCC for Parents on Sundays

From October 8th we will have Classes of Catholic Culture for Parents during the Regular CCD hours at the Cafeteria.

A partir del 8 de Octubre tendremos Clases de cultura Católica para padres en el horario regular de clases en la Cafetería

The purpose of these classes is to help the parents of our students to grow in the faith in Jesus Christ.

El propósito de estas clases es ayudar a los padres de nuestros estudiantes crecer en la fe en Cristo el Señor.

Welcome Packet

For all other details, read the Welcome Packet. You can find it in our website
Para mas detalles, lea el Welcome Packet. Lo puede encontrar en nuestra pagina web

<http://guadalupe.doral.info/forparents/welcome-packets/>

a. Parents' Handbook – Por favor leerlo / Please read it.

<http://guadalupe.doral.info/forparents/parent-handbook/>

**b. Asistencia a Misa: Obligatoria porque Jesús lo manda en el 3er Mandamiento
Mass Attendance: Mandatory because Jesus says so in the 3rd Commandment**

1. Mass Attendance Log

2. Se lo revisara una vez al mes

We will review it once a month

3. Si el niño no pudo ir a misa pues estaba enfermo, anotar **ESTUVO ENFERMO**

If your child was sick and was not able to come to mass, you must right down **WAS SICK**

Please cut this note and paste it
in your
Mass Attendance Book

I have attended Mass at OL Guadalupe Church, Doral, Fl.
On September 11th, 2011

c. Asistencia a Clases / Class Attendance

1. Deben asistir a todas las clases

We must take our children to class

2. Se puede faltar hasta 4 veces

They may be absent up to 4 times in a year

3. Se debe enviar por e-mail el justificativo de la inasistencia. Se debe notificar al catequista y a la Oficina de la Parroquia

You must send via e-mail a Justification Note to your catechist and to the Office of Catechesis

(ccd@guadalupe.doral.org) & (your catechist e-mail)

d- CALENDAR / CALENDARIO & WEBSITE

The Official Calendar is posted in our website

<http://guadalupe.doral.info/calendar/> and download the Calendar

2018-2019 CCD

Office of Catechesis-Our Lady of Guadalupe Church

Today September 2017

Print Week Month Agenda

Calendar

From your cellphone subscribe to our calendar by clicking over the **+Google Calendar Icon** that is at the bottom right corner of the online calendar and follow the instructions. You might need to download the Google Calendar application.

*Desde su celular suscribase a nuestro calendario haciendo click sobre el **+Google Calendar** que esta en la esquina inferior derecha del calendario electronio y siga las instrucciones.*



Events shown in time zone: Eastern Time

F. MATERIAL & UNIFORME / SCHOOL SUPPLIES & UNIFORM

For elementary school students

- 1- A Backpack (we provide it)
- 2- A composition notebook
- 3- Pencil case, zippered
- 4- A box of Crayons
- 5- Pair of blunt scissors
- 6- A sharpened pencil and an eraser
- 7- A jumbo glue stick
- 8- A ream of paper – A DONATION



For middle and high school students

- 1- A Backpack (we provide it)
- 2- A composition notebook
- 3- A sharpened pencil, a pen, and an eraser
- 4- A ream of paper - A DONATION

Uniform


- 1- Blue, Kaki or Jeans pants or skirts
- 2- Our Lady of Guadalupe T-Shirt
- 3- Bring every class the Lanyard with the Student ID

g. Drop off and Pick Up AT DORAL ACADEMY HIGH SCHOOL on Sundays



- 1- **Please do not drop students in the Street (at 27th). It is prohibited for security reasons. / Por favor no deje a sus hijos en la Calle (27th). Está prohibido por seguridad.**
- 2- **You can take your child to the classroom or drop them at the Drop Off Area./ Ud. puede dejar a su hijo en el salon o en el Area de Drop Off.**
- 3- **You MUST pick up your child from the Classroom and Sign them out. / Ud. DEBE recoger a su hijo del salón y firmar el Sign out**
- 4- **Only 6th graders and older with the Written Parents Consent may leave the classroom by themselves, but cannot leave the school, you need to pick them up. / Solo jóvenes en 6to grado para arriba, pueden salir del salón solos, siempre que tengamos su Permiso por escrito, pero ellos no pueden irse de la escuela solos, uds. deben recogerlos.**
- 5- **Please be kind and keep calm during the drop off and pick up time. / Por favor sea amable y mantenga la paciencia durante la entrada y salida.**

Drop off and Pick Up AT SHELTON ACADEMY on Weekdays



1. Drop off your child at the Front Door of the School. Do not leave the child at side of the school.
2. For pick up. Do NOT get out of your car to pick up your child. All children must be picked up in a VEHICLE. Your children will NOT be dismissed at the Welcome Center.
3. Please DO NOT PARK in the middle of the street
4. You MUST display the decal with the Pre-printed barcode on the RIGHT SIDE of your dashboard.
5. For safety reasons... Do NOT make a U turn before 112th Ave. We have been notified that it is a traffic infraction, which causes many accidents.
6. Do NOT use your cellphone while dropping off or picking up your kid(s).
7. The speed limit is **5 mph**.
8. **Please be kind and keep calm during the drop off and pick up time.**
Por favor sea amable y mantenga la paciencia durante la entrada y salida.

IT IS PROHIBITED TO DROP OFF CHILDREN AT THE LEFT SIDE OF THE BUILDING OR AT THE BACK OF THE SCHOOL. THE ONLY PLACE WHERE THEY MAY BE DROPPED OFF OR PICKED UP IS THROUGH THE FRONT OF THE SCHOOL UNDER THE AWNING.



h. Virtus Classes. Please read the following and the booklet that is in the bag

Our Lady of Guadalupe is dedicated to teach the Catholic Faith to the children of our parish. Additionally the Religious Education Department is charged with presenting the “Teaching Touching Safety” program to our students. This program is part of the Archdiocese of Miami’s ongoing effort to help create and maintain safe environments for children. The following is a summary of this year program.

Principle: Empowering children to tell a safe adult when something bad, uncomfortable, or confusing happens is an important aspect of child safety.

Catechism: The Catechism of the Catholic Church teaches:

- As long as a child lives at home with his parents, the child should obey his parents in all that they ask of him when it is for his good or that of the family. “Children, obey your parents in everything, for this pleases the Lord.” (Col. 3:20; cf. Eph 6:1)
- Children should also obey the reasonable direction of their teachers and all to whom their parents have entrusted the child. But if a child is convinced in conscience that it would be morally wrong to obey a particular order, he must not do so. #2217

Goal: To assist parents, guardians, and other caring adults in teaching children how to know that they have the right to say “no,” to tell a trusted adult when they feel uncomfortable, and to help them recognize who to trust when they need to communicate their concerns.

Objectives: Upon this year, children should be better able to:

- 1- Identify the safe adults in the child’s environment who can be trusted.
- 2- Know some of the reasons why these people are considered trustworthy.
- 3- Know that they should tell a trusted adult if anyone touches them inappropriately or makes them feel uncomfortable or confused.

Nuestra Parroquia tiene como fin primordial el educar en la fe católica a nuestros niños. Además el Departamento de Educación Religiosa tiene la responsabilidad de presentar el programa “Enseñando Seguridad en el Contacto Físico”. Este programa es parte del esfuerzo de nuestra Arquidiócesis de Miami en crear y mantener un ambiente seguro para nuestros niños. A continuación ud. Tiene un resumen de lo que será la clase de este año.

Principio: Un aspecto importante de la seguridad del niño es brindar al mismo las herramientas necesarias para decirle a un adulto seguro cuando algo malo, incómodo o confuso suceda.

Catecismo: El Catecismo de la Iglesia Católica enseña:

- Mientras vive en el domicilio de sus padres, el hijo debe obedecer a todo lo que éstos dispongan para su bien o el de la familia. ‘Hijos, obedeced en todo a vuestros padres, porque esto es grato a Dios en el Señor’ (Col 3, 20; cf Ef 6, 1).
- Los niños deben obedecer también las prescripciones razonables de sus educadores y de todos aquellos a quienes sus padres los han confiado. Pero si el niño está persuadido en conciencia de que es moralmente malo obedecer esa orden, no debe seguirla. #2217

Meta: Ayudar a los padres, guardianes y otros adultos de confianza para enseñar a los niños a saber que tienen el derecho a decir “no”, a decirle a un adulto de confianza cuando se sienten incómodos, y a ayudarlos a reconocer en quién confiar cuando necesitan comunicar sus preocupaciones.

Objetivos: Al culminar este año, los niños deberían estar mejor capacitados para:

- 1- Identificar a los adultos seguros en el entorno del niño en quienes se puede confiar.
- 2- Saber algunas de las razones por las cuales se considera a estas personas dignas de confianza.
- 3- Saber que ellos deberían decirle a un adulto de confianza si alguien los toca de manera inapropiada o los hace sentir incómodos o confusos.



CONFIRMATION RETREAT REHEARSAL & CONFESSION

In order to help our students, we will have the retreat, the rehearsal and the confession on the same day.

Para poder ayudar a nuestros estudiantes, tendremos el retiro, el ensayo y las confesiones el mismo día.

March 9th, 2019

8:30 am to 3:00 pm

At our Parish Hall

Donation \$ 15.00 (to be brought on that day in a check)

FINAL EXAM

For Doral Academy HS Students: **March 10th** at your child's classroom, at the regular time.

For Shelton Academy: **March 12th**, at your child's classroom, at the regular time.



<http://guadalupeoral.info/confirmation-page/documents-retreat-exam/>

FIRST COMMUNION MASS

Rehearsal of the First Communion Mass

Saturday, March 16th, 2019

12:00 PM – At our Parish Temple

First Communion Mass

Saturday, March 30th, 2019

12:00 PM - At our Parish Temple

(NOTE: This is the Saturday of Spring Break....)

CONFIRMATION MASS

Rehearsal of the Confirmation Mass

Saturday, March 9th, 2019

During the Confirmation Retreat at our Parish Temple

Confirmation Mass

Saturday April 13th, 2019

10:00 AM - At our Parish Temple

(The Student and the Sponsor must arrive at 9:00 AM)

Quizlet

Now you have our Handbook for Confirmation in Quizlet.


Using it will help you to study faster and learn the key elements of the Confirmation Exam

Hara tienes el Handbook de Confirmacion en Quizlet.

Usando esta herramienta podras estudiar mas rapido y podras aprender los elementos claves del Examen de Confirmacion.

If you wish to study using the PDF guide

Si deseas estudiar usando la guia en PDF



DRESS CODE for the Confirmation Mass

For Girls

1. Confirmation White gown
2. Formal dress / Vestido de salir
3. Formal shoes (no sneakers)/Zapatos de vestir (No tenis)
4. Simple Hair style in a pony tale/ Peinado Sencillo al estilo de una cola de caballo
5. **Please remember that Archbishop will SIGN your forehead with Holy Oil... please use a simple hair style to keep your hair free from your forehead.**
6. **DO NOT WEAR HIGH HEELS... PLEASE... PLEASE / por favor NO USEN TACONES ALTOS...**

For Boys

1. Confirmation White gown
2. White long sleeve shirt /Camisa blanca de mangas largas
3. Black Pants / Pantalón azul o negro
4. Red Tie / Corbata Roja
5. Dark dress shoes (no sneakers)/ Zapatos Oscuros (no tenis)

For Parents and Sponsors

1. Mass attire, Dress modestly and tastefully, we suggest to wear suite/tie for men and formal dress for women.
2. REMEMBER that we will be attending a mass with the Archbishop of Miami and it will be the Confirmation Mass of your child...
3. We suggest NO JEANS, NO SNEAKERS.

PHOTO & VIDEO

Photo & Video All the information will be available by November 1st in this link:

<http://guadalupeoral.info/forparents/photography-video/>



DOCUMENTS YOU MUST SUBMIT BY January 31st.

The documents you need to submit are in our website

If you want to send the link to the sponsor or if you misplace the forms, please download the forms from the following link.

Los documentos que necesita entregar están en nuestra página web.

Si ud. desea enviar el enlace al padrino/madrina o no encuentra los formularios, por favor puede bajarlos desde este link:

<http://guadalupeboral.info/confirmation-page/documents-retreat-exam/>

Here you have the list of Documents and the Sponsor Requirements

A continuación tiene la lista de los Documentos y los Requisitos para ser padrinos

SUBMITTED BY THE STUDENT

- 1- Sponsor Form, your child needs to complete it
- 2- Confirmation Project, your child needs to do it.
- 3- Saint Name Form, your child needs to complete it

SUBMITTED BY THE SPONSOR

- 4- Sponsor Letter, the sponsor needs to complete it
- 5- The Sponsor needs to attach a Copy of either his/her Certificate of Baptism OR Confirmation OR Marriage of the Sponsor (one of them)

Sponsor's Form



The Student will complete this form

I have chosen as my Sponsor for Confirmation

_____ (sponsor's name)

I know that he/she is Catholic who has been Confirmed, and has already received the Sacrament of the Most Holy Eucharist and leads a life in harmony with the Faith. I believe he/she is a good model of Christian live and will be a good counselor for my soul.

He/She lives in _____ (Town and Country)

He/She is member of _____ (Name of the Church he/she attends)

Student's Signature: _____

Student's Print Name: _____

Day: _____ / _____ / 20____

CONFIRMATION PROJECT INSTRUCTIONS

Type of Project: Power Point Presentation
(minimum of 10 slides)

Topics (circle the project you will prepare)

The student after the approval of his/her catechist may choose one of the following topics or any other topic suggested by the catechist.

- 1- The Seven Sacraments
- 2- The 7 Gifts of the Holy Spirit
- 3- The 10 Commandments
- 4- The life of a Saint
(might be his/her Saint Name)
- 5- The History of the Divine Mercy
- 6- The Mysteries of the Holy Rosary

**The Presentation must be submitted to your Catechist
on or before January 31st, 2018**

Saint Name Form

Boys have to choose a Male saint, Girls have to choose a Female saint

You may search for your saint name at: www.catholic.org/saints/

Please, do not choose the Name of Our Mother, and the Name of Jesus, since they are models and protectors of every one.

Please Submit a copy of this Form to your Catechist on or before January 31

Tell us why you have chosen this saint. Write a mini-essay

I have chosen Saint _____

as my **Protector** and I want to be called by this Name during Confirmation because

Student Signature: _____

Student Name (Print Clearly): _____

Day: _____ / _____ / 20____



REQUIREMENTS FOR SPONSORS

Applies for Baptism & Confirmation

This text was taken from the [Cannon Law of the Catholic Church](#).
If you want to read it on line [please click here](#).

Can. 872 Insofar as possible, a person to be baptized is to be given a sponsor who assists an adult in Christian initiation or together with the parents presents an infant for baptism. A sponsor also helps the baptized person to lead a Christian life in keeping with baptism and to fulfill faithfully the obligations inherent in it.

Can. 873 There is to be only one male sponsor or one female sponsor or one of each.

Can. 874 §1. To be permitted to take on the function of sponsor a person must:

1. be designated by the one to be baptized, by the parents or the person who takes their place, or in their absence by the pastor or minister and have the aptitude and intention of fulfilling this function;
2. have completed the sixteenth year of age, unless the diocesan bishop has established another age, or the pastor or minister has granted an exception for a just cause;
3. be a Catholic who has been confirmed and has already received the most holy sacrament of the Eucharist and who leads a life of faith in keeping with the function to be taken on;
4. not be bound by any canonical penalty legitimately imposed or declared;
5. not be the father or mother of the one to be baptized.

Can. 874 §2. A baptized person who belongs to a non-Catholic ecclesial community is not to participate except together with a Catholic sponsor and then only as a witness of the baptism.

PROXY - The Sponsor can't be present the day of the Confirmation

Any Sponsor, who is unable to attend the baptism/confirmation should have a proxy represent him/her at the celebration in their place. The name of the Sponsor will appear on the child's baptismal/confirmation certificate.

Parents just need to inform our Parish Office that the Sponsor will not be able to be present by e-mail to Miguel.ruiz@guadalupeboral.org

WHO CANNOT BE A SPONSOR?

- A non-baptized person cannot act as a Sponsor.
- A single person who is not married, **but** cohabitating with someone is not permitted to serve as a sponsor.
- Cannot be the father or mother of the one to be baptized.
- A baptized person who belongs to a non-Catholic ecclesial community is not to participate except together with a Catholic sponsor and then only as a witness to the baptism, but not to confirmation.



Sponsor Letter

In order to be accepted as Sponsor Please fill this Form and attach to it a copy of ONE of the following:

A) Baptism Certificate— or B) Confirmation Certificate— or C) Marriage Certificate

_____ day of _____ 20__

Dear Fr. _____:

Through this letter I, _____ humbly ask for your blessing and prayers so I could be a good sponsor for the sacrament of Confirmation of my godchild _____.

I take this opportunity to express my commitment as sponsor of Confirmation to help and guide my godchild _____ in the way of knowing and loving God our Lord. I'm committed to give to him/her testimony of a Christian live, and I will pray and take care of _____ all the days of my live.

I want to give faith that I am a Practicing Catholic and:

1. By the grace of God, I received the Holy Sacrament of Baptism on ____/____/____ at _____ Parish which is located in the city/town of _____.

2. By the grace of God, I received the Holy Sacrament of Communion on ____/____/____ at _____ Parish which is located in the city/town of _____.

3. By the grace of God, I received the Holy Sacrament of Confirmation on ____/____/____ at _____ Parish which is located in the city/town of _____.

4. I give faith that I am single (if you are married please complete the next sentence)

By the grace of God, I got married in the Catholic Church with _____ on ____/____/____ at _____ Parish which is located in the city/town of _____.

Dear Father, please pray for me so I can fulfill my mission as Sponsor of _____.

Yours trully,

Sponsor's signature

 _____ Parish Priest Signature	 Parish Seal
--------------------------------------	---------------------



Carta del Padrino

Para poder ser aceptado como Padrino/Madrina, por favor complete esta Carta y adjunte a ella una copia de UNO de los siguientes:

A) Certificado de Bautismo— o el B) Certificado de Confirmación—o el C) Certificado de Matrimonio

_____ de _____ del 20__

Querido _____

Por medio de estas líneas yo, _____ quiero pedirle su bendición para poder ser padrino/madrina de confirmación de _____.

Quiero también por estas líneas dar fe de que como padrino/madrina tomo en serio el compromiso de ayudar y guiar a _____ en conocer y amar a Dios nuestro Señor. Me comprometo a dar ejemplo de vida cristiana, velar y rezar por _____ todos los días de mi vida.

Quiero también dar fe de que soy Católico/a y:

1. Por la gracia de Dios, recibí el Santo Bautismo el día ____/____/____ en la parroquia de _____ de la ciudad de _____.

2. Tuve la dicha de recibir la Sagrada Comunión el día ____/____/____ en la parroquia de _____ de la ciudad de _____.

3. Por la gracia de Dios, recibí la Santa Confirmación el día ____/____/____ en la parroquia de _____ de la ciudad de _____.

4. Doy fe de que soy soltero/a (o bien si esto casado/a completar la siguiente línea)

Por gracia de Dios me case por la Iglesia Católica con _____ mi amado esposo/a el día ____/____/____ en la parroquia de _____ de la ciudad de _____.

Querido Padre Israel, le pido que rece por mi para poder así cumplir mi misión padrino/madrina de _____.

En Cristo y Maria

Firma del padrino/madrina

_____ Firma del Sacerdote	_____ Sello de la Parroquia
------------------------------	--------------------------------